

Q-SYS PL-DC26

Two-way, passive dual-6-in point source loudspeaker

KEY FEATURES

- Dual-6-in LF transducer & HF compression driver in a bass-reflex enclosure
- Weatherized (IP54) wooden enclosure for indoor and protected outdoor environments
- Reconfigurable and rotatable horn configuration enables better control over sound coverage
- V-shaped transducer layout optimized for better control of the directivity
- Pair with Q-SYS network amplifiers and access Custom loudspeaker voicings and protection via Intrinsic Correction™
- Black (RAL 9011)



Q-SYS PL-DC26

Two-way, passive dual-6-in point source loudspeaker with directivity control

The Q-SYS PL-DC26 is a two-way, passive point source loudspeaker with directivity control, ideal for high-performance audio applications across entertainment, corporate, higher ed, or hospitality where you need fills, delays or proper sound coverage under balconies. PL Series performance loudspeakers pair a rich legacy of high-performance audio with the power and flexibility of Q-SYS to extend an integrated audio, video and control experience to your Front-of-House applications.

DELIVER THE RIGHT SYSTEM FOR YOUR CUSTOMERS

PL Series loudspeakers provide an abundance of options to ensure the right loudspeaker solution anywhere in the venue that requires higher performance audio.

The PL-DC26 is a two-way, passive point source loudspeaker with dual-6" transducers. It offers a reconfigurable and rotatable horn enabling more control over where sound needs to be heard. Each model lets you mix-and-match the horn configuration including asymmetrical coverage, while several available mounting options are available to ensure these loudspeakers can be placed in the right location.

All of the PL Series loudspeakers feature a weatherized enclosure (IP54 rating), making them a perfect choice for indoor or protected outdoor applications. Pairing them with the Q-SYS Platform, including Q-SYS processing and network amplifiers extends a number of unique benefits from custom loudspeaker voicings (Intrinsic Correction™) and protection safeguards to advanced telemetry, helping to speed up deployment and deliver a more holistic system operation experience.

FULL CONTROL AND MONITORING FOR ENTERTAINMENT VENUES

The Q-SYS Platform offers a full-featured control engine that lets you deploy the right level of intuitive user control and system visibility for each stakeholder in the venue. Design an advanced system control interface with Q-SYS UCI Editor for the sound operators, containing any combination of gain, preset triggers, status indicators, telemetry data and more. Similarly, enlist Q-SYS Reflect Enterprise Manager to remotely monitor and manage the integrity of your system from anywhere, and even allow an offsite technician to identify and troubleshoot issues from any web browser.

SEAMLESS Q-SYS EXPERIENCE FOR ENTERTAINMENT VENUES AND COMPLEXES

PL Series are part of a comprehensive Q-SYS portfolio that lets you take advantage of industry leading power amplification, flexible AV routing, intuitive control and robust processing capabilities to deliver a singular Q-SYS experience venue-wide. Whether you need foreground reinforcement for your performance area, background music in the lobbies or ancillary areas, collaboration in the meeting rooms, wide area audio distribution or third-party device integration and automation, the Q-SYS Platform ties these pieces to deliver a uniquely tailored experience throughout.

Q-SYS PL-DC26

Transducers	LF: 2x 6 in (170 mm), 1.7 in (44 mm) voice coil, neodymium HF: Compression driver, 1 in (25 mm) exit, 1.75 in (44 mm) voice coil
Enclosure configuration	Two-way, passive/bi-amp point source loudspeaker with bass reflex enclosure
Form factor/box angle	Asymmetrical profile, 15° between top and bottom
Coverage	Includes reconfigurable and rotatable half horn assemblies for flexible coverage options: Symmetrical: 120° x 50° (default configuration), 90° x 50° Asymmetrical: 105° (60° + 45°) x 50°
System bandwidth¹ (-10dB with EQ)	-3 dB: 94 Hz - 20 kHz -6 dB: 80 Hz - 20 kHz -10 dB: 70 Hz - 20 kHz
Crossover HF-LF	1.6 kHz (passive) 1.5 kHz (bi-amp)
Sensitivity²	101 dB (120° x 50°) 102.5 dB (90° x 50°)
LF Sensitivity	94 dB
HF Sensitivity	107 dB (120° x 50°) 108 dB (90° x 50°)
Max SPL (continuous)³	117 dB (120° x 50° passive) 118 dB (120° x 50° bi-amp) 118 dB (90° x 50° passive) 119 dB (90° x 50° bi-amp)
Max SPL (peak)⁴	129 dB (120° x 50° passive) 130 dB (120° x 50° bi-amp) 130 dB (90° x 50° passive) 131 dB (90° x 50° bi-amp)
Max SPL (calculated)⁵	131 dB (120° x 50° passive)
Power rating⁶	44 Vrms, continuous power 240 W @ 8 Ω, rated power 480 W @ 8 Ω
LF Power rating	44 Vrms, continuous power 240 W @ 8 Ω, rated power 480 W @ 8 Ω
HF Power rating	31 Vrms, continuous power 60 W @ 16 Ω, rated power 120 W @ 16 Ω
Nominal impedance	8 Ω (passive), 8 Ω (LF), 16 Ω (HF)
Minimal impedance	6.4 Ω (passive), 7 Ω (LF), 13 Ω (HF)
Enclosure material	Exterior plywood
Enclosure color	Black (RAL 9011)
Grille thickness	18 ga, 1.2 mm
Connectors	2x speakON NL4 up to 10 AWG (6mm ²). 1x Euroblock locking 4 poles (parallel to Speakon): 8 AWG (10 mm ²) The connector is recessed and may be covered by an IP65 sealing plate.
Rigging points	1 x M8 per side for Yoke Attachment 4 x 2.25 in (108 x 50 mm) four-hole mounting pattern on Top, Bottom and Back

1. Default voicing, no sub high pass, smoothed

2. 1 W/1 m, averaged on 200-10 kHz (System), 200-2 kHz (LF) or 1k-10 kHz (HF)

3. Used for simulation. Measured 1m on-axis in free space after 1mn. Pink noise 12 dB crest Factor into RMS protection, Z weight, RMS value

4. Same as continuous SPL +12 dB CF

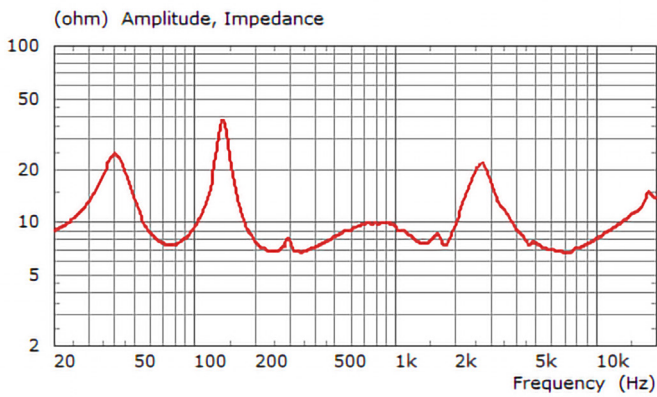
5. Provided for reference with former specs, calculated from continuous noise power and sensitivity +6 dB, default horn

6. Max voltage during 2 h without transducer permanent damage. Protection voltage will be lower.

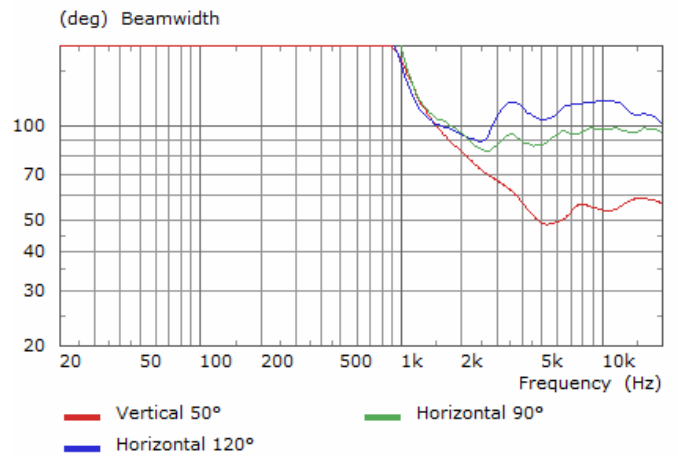
Q-SYS PL-DC26

Weatherization	IP54 External plywood Stainless screws Treated grille vs. UV and corrosion Hydrophobic stainless steel mesh behind grille Polyurea Paint Input cup (IP65) sealing with gland
Dimensions (H x W x D)	Net: 7.9 x 20.4 x 10.9 in (200 x 520 x 275 mm) Shipping: 23.1 x 13.8 x 11.4 in (587 x 350 x 290 mm)
Weight	Net: 25.3 lbs (11.5 kg) Ship: 29.4 lbs (13.3 kg)
Recommended amplifiers	Q-SYS CX-Q 8K4 (up to 4 per ch) Q-SYS CX-Q 4K4 (up to 2 per ch) Q-SYS CX-Q 2K4 (up to 1 per ch)
Accessories (sold separately)	PL-DC26-YM horizontal yoke mount PL-DC26-FM flush mount (ceiling or wall)

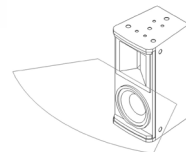
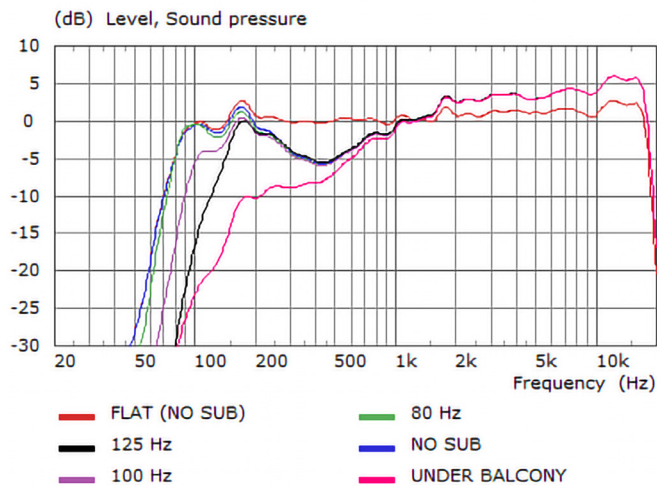
Impedance



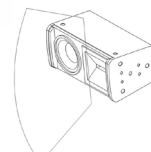
Beamwidth



Frequency Response

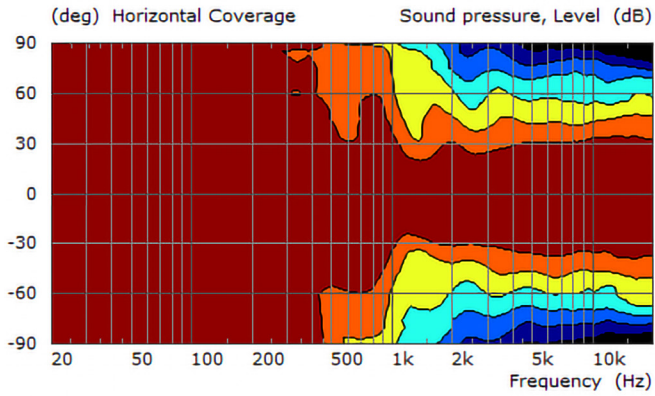


Horizontal

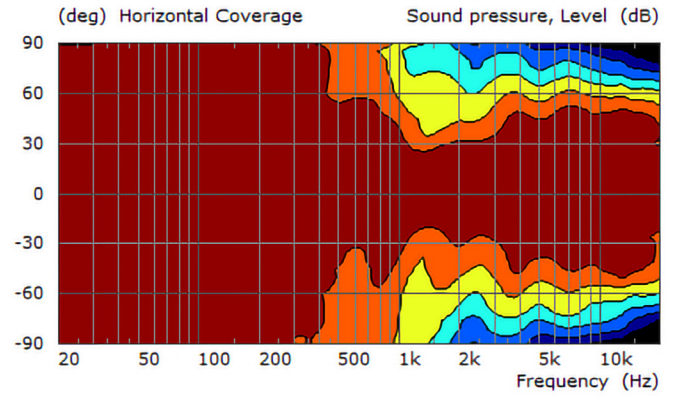


Vertical

Horizontal 90° Coverage



Horizontal 120° Coverage



Vertical 50° Coverage

