



Features

- Three-way selectable, bi or tri-amplified screen channel system
- MH-1063 provides 90° horizontal by +20° to -30° vertical coverage
- LF-4115 is constructed of MDF and is heavily braced
- Low-distortion waveguides provide highly articulate dialogue
- Shallow depth (20") facilitates installation
- THX™ approved for professional cinema applications

Developed specifically for the unique requirements of professional motion picture playback, the SC-413 extends QSC's commitment to the cinema market. As a member of the DCS Digital Cinema Speaker Series, the SC-413 is a three-way, selectable bi or tri-amplified screen channel loudspeaker system comprised of two main units—the MH-1063 mid-high frequency system and the LF-4115 low-frequency system.

The MH-1063 mid-high system features a high output, horn loaded 10" midrange cone driver and a 2.5" (63mm) titanium diaphragm compression driver mounted to an adjustable pan and tilt bracket. The MH-1063 includes a driver protection network and a passive crossover for bi-amp operation. Power limiter circuitry protects the high-frequency driver from overpowering. The MH-1063 provides extended frequency coverage for the critical midrange band. A high power 10" cone driver allows operation as low as 250 Hz and the advanced phase plug coupling permits a crossover point of up to 1800 Hz to the high-frequency horn. This ensures that most of the dialog range is reproduced by a single element for unmatched intelligibility.

The LF-4115 single 15" (381mm) low-frequency enclosure is designed specifically to address the extended low-frequency response required for cinema applications. The LF-4115 covers the frequency range from 35 Hz to 250 Hz.

The SC-413 is designed for ease of installation. The MH-1063 components come pre-assembled to reduce field assembly time. Three bolts are all that are required to secure the MH-1063 to the top of the LF-4115 enclosure.

THX is a trademark of THX Ltd.

Specifications

SC-413

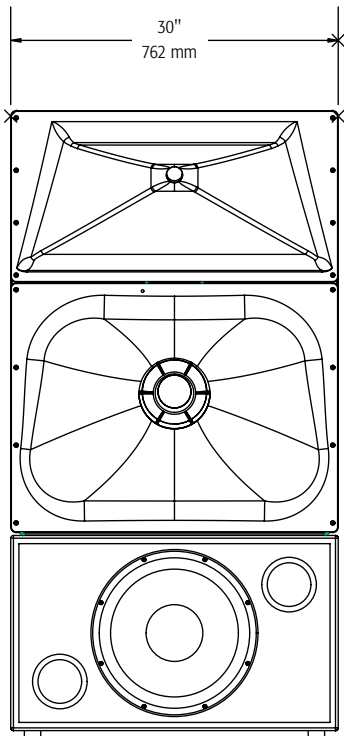
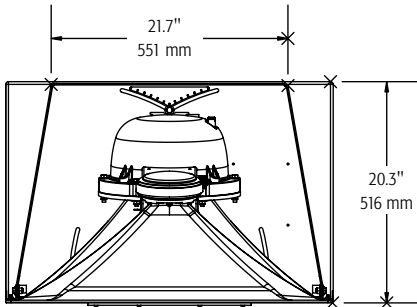
Nominal Coverage	90° horizontal x +20 to -30° vertical		
Frequency Range	33 - 16 kHz (-6 dB)		
Crossover Frequency	250 and 1700 Hz, 24 dB per octave		
	LF-4115	MH-1063	
Impedance	4Ω	8Ω	
Sensitivity 1 watt/1 meter, half space	93.5 dB	Bi-amp 105 dB	Tri-amp MF 105 dB HF 107.5 dB
Maximum Input Power ¹			
8 hours of 6 db crest factor IEC 268 noise spectrum	400 W RMS	250 W RMS ² passive mid-high	275 W RMS 60 W RMS
2 hours of 6 db crest factor pink noise, 50 Hz - 20 kHz, AES method	500 W RMS	350 W RMS	
Recommended Amplifier Power	800 W RMS maximum	800 W RMS maximum	
Recommended Processing	Subsonic filter below 30 Hz, > 18 dB per octave	4th order LR crossover at 200 and 1700 Hz via QSC DCM or QSCControl.net	
Connectors	Barrier strip screw terminals accept up to #10 AWG stranded wire, four terminals; two inputs and two parallel outputs	Barrier strip screw terminals accept up to #10 AWG stranded wire	
Transducers	One 15" (381mm) high efficiency, extended bass woofer featuring a 4" copper voice coil	10" high efficiency mid range, 1.5" (38mm) exit, 2.5" titanium diaphragm compression driver	
Enclosure	Quasi B4 alignment, ported enclosure with fully flared ports, symmetrical port design, tuned to 36 Hz, constructed of MDF and heavily braced. Features vandal resistant woofer mounting bolts	Tilt/Pan Bracket ±10° vertical tilt ±10° horizontal pan	
Dimensions (HWD)	18.5" x 30" x 20.3" (470 mm x 762 mm x 516 mm)	39" x 30" x 20" (990 mm x 762 mm x 508 mm)	
Weight - Net	83 lbs (38 kg)	85 lbs (39 kg)	
System Weight	168 lbs (77 kg)		
Baffle Cut-Out	58.75" x 32"		

1) Maximum input power tested in accordance with IEC 268-5 recommendations, 50 Hz - 20 kHz band limiting, 6 dB signal crest factor.
2) Maximum input power tested in accordance with IEC 268-5 recommendations, 200 Hz - 2 kHz band limiting, 6 dB signal crest factor.

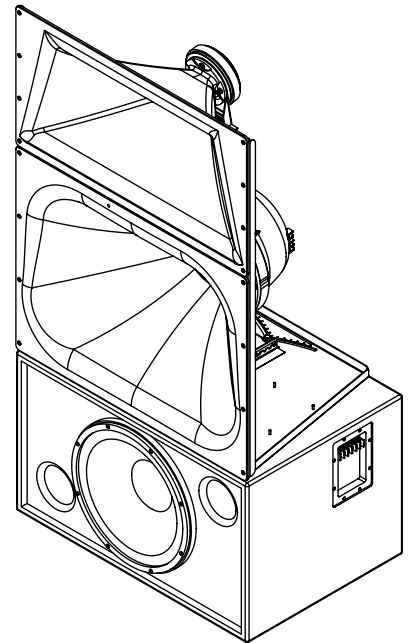
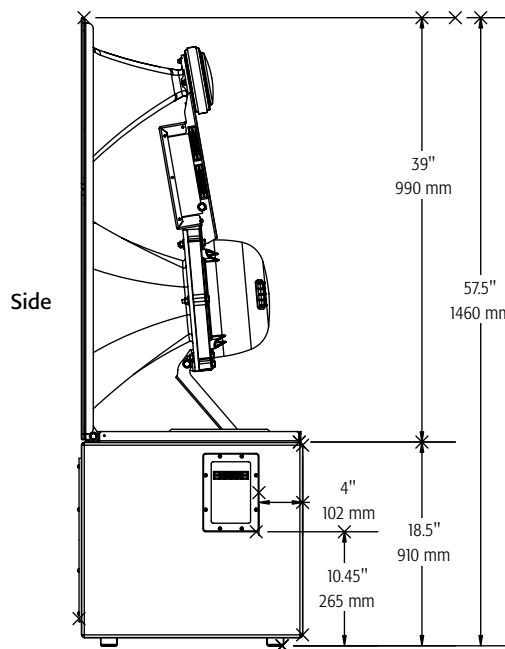
SC-413

Dimensions

Top



Front



Specifications subject to change without notice.



1675 MacArthur Blvd., Costa Mesa, CA, 92626 USA
 Main Number (714) 754-6175 Sales & Marketing (714) 957-7100 or toll free (USA only) (800) 854-4079
 Customer Service (714) 957-7150 or toll free (USA only) (800) 772-2834

Cinema Mid-High Loudspeaker System User Manual

MH-1063 10" (254mm) mid, 2.5" (63mm) compression driver

MH-1075 10" (254mm) mid, 3.0" (75mm) compression driver

Introduction

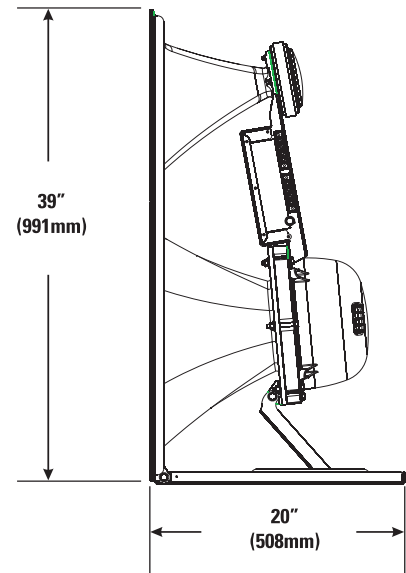
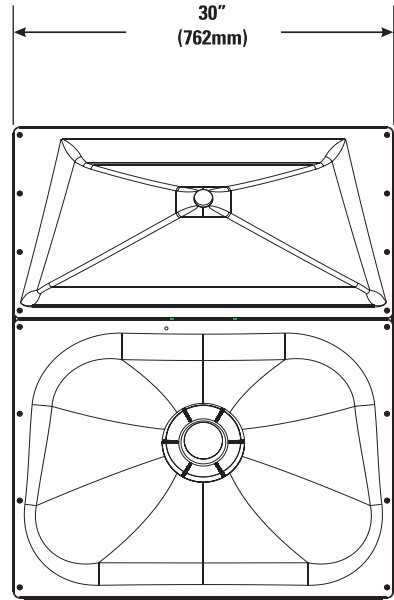
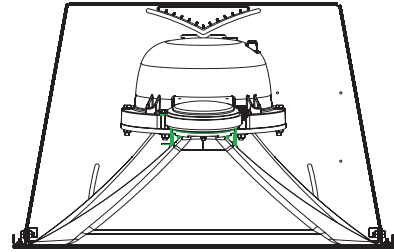
The MH-1063 and MH-1075 "mid-high packs" provide the mid and high frequency components of three-way screen channel loudspeaker systems for high performance cinema applications. They were designed to operate with and be directly mounted on QSC's cinema low frequency enclosures.

Mid frequencies are reproduced with a 10" (254mm) high-efficiency, phase-ring loaded driver mounted on a custom designed cinema horn. The high-frequency driver is a large format, 2.5" (63mm, MH-1063) or 3.0" (75mm, MH-1075) titanium diaphragm compression driver mounted on a custom high-frequency cinema horn. The high frequency horn is a low-distortion waveguide providing highly articulate dialogue without coloration associated with conventional horn loudspeakers. Both horns feature broad horizontal and vertical coverage angles to ensure coverage of every seat in the auditorium. The driver assemblies are mounted on an adjustable pan and tilt bracket that has an integral aiming sight, simplifying installation.

The MH-1063 and MH-1075 loudspeakers include a driver protection and crossover network to assure reliable operation. DC blocking capacitors protect against DC or low-frequency signals that could damage an unprotected driver. Power limiter circuitry protects the driver from over-powering and an 18dB/octave crossover seamlessly blends the high and mid frequency elements. Outboard processing is required to form the crossover between the LF and MH loudspeakers.

Bi-amp or tri-amp operation is possible using a selector switch mounted on the connections panel. The bi-amp setting provides a passive crossover network between mid and high drivers. Separate amplifiers and an active crossover are required for the low frequency channel and the mid-high channel. Tri-amp setting disables the internal mid-high crossover and each driver is driven independently by its own amplifier and active crossover; one for the low, one for the mid, and one for the high frequencies.

The MH-1063 and MH-1075 components come pre-assembled to reduce field assembly time. Three bolts are all that are required to secure the mid-high assembly to the top of a QSC low frequency enclosure.



Install in accordance with QSC Audio Product's instructions and a licensed, professional engineer. Only use attachments, mounts, accessories, or brackets specified by QSC Audio Products, Inc. Refer all servicing to qualified personnel. Servicing is required when the apparatus has been damaged in any way.



WARNING! Before placing, installing, rigging, or suspending any speaker product, inspect all hardware, suspension, cabinets, transducers, brackets and associated equipment for damage. Any missing, corroded, deformed or non-load rated component could significantly reduce the strength of the installation, placement, or array. Any such condition severely reduces the safety of the installation and should be immediately corrected. Use only hardware which is rated for the loading conditions of the installation and any possible short-term unexpected overloading. Never exceed the rating of the hardware or equipment. Consult a licensed, professional engineer when any doubt or questions arise regarding a physical equipment installation.



Mounting

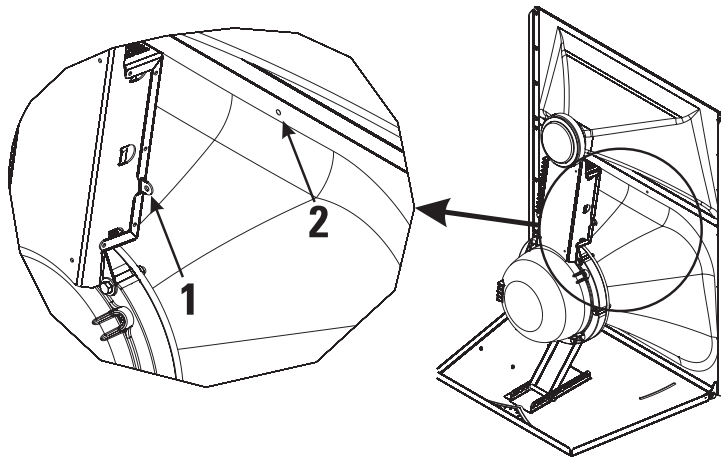
Attaching to Low Frequency Enclosure

The mid-high loudspeaker assembly attaches to the top of the QSC low frequency cabinet with three 5/16-18 bolts, 0.75" long, with lock washers. This hardware ships installed on the low frequency cabinet. We recommend the use of serviceable thread locking compound when installing the bolts to prevent loosening due to vibration. Do not fully tighten the mounting hardware before aiming (see below).

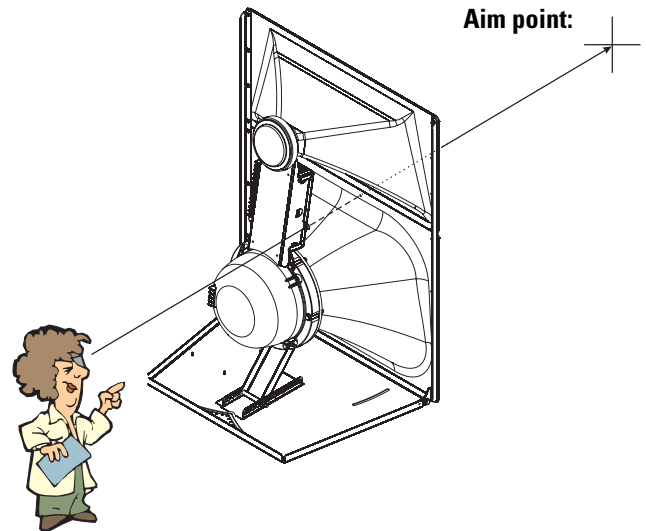
Aiming

Aim the horn in the horizontal plane (pan) before tightening the attachment hardware. Adjust the vertical tilt with the mid-high vertical adjustment bracket. The mid-high assembly is equipped with an aiming sight to assist in achieving desired coverage quickly and easily. For typical applications, the aim point should be the center seat in the back row of the auditorium. If the cinema screen has already been installed, a flashlight placed at the desired aiming point can be seen through the screen perforations in a darkened auditorium.

Where the sight holes are located:



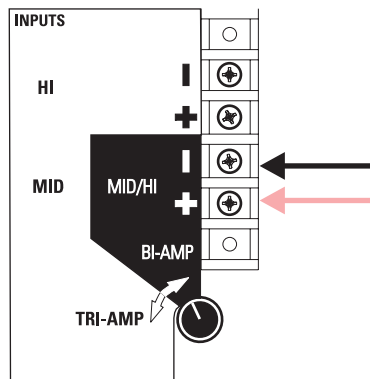
How to use the sights:



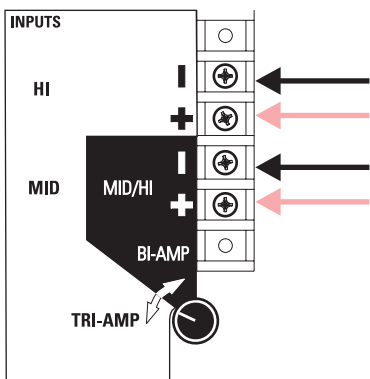
Settings

BI-AMP / TRI-AMP Operating Mode Selection

Set the operating mode selector switch to **BI-AMP** or **TRI-AMP**, depending on your application setup.



BI-AMP-When set to **BI-AMP**, the MH-1063 and MH-1075 accepts mid-high frequency signals on one set of inputs and uses an internal crossover network between the mid- and high-frequency drivers. The signal applied to the mid-high loudspeaker assembly must not contain low-frequency content (below 200 Hz).



TRI-AMP- When set to **TRI-AMP**, the MH-1063 and MH-1075 accepts separate mid- and high-frequency signals on two sets of inputs. The internal crossover network is bypassed and only the protective circuitry for the H.F. driver remains. Each of the driver's signals must have the appropriate signal processing before operating.



**Do not connect amplifiers directly to the driver inputs!
Always use the input terminal strip.**

Connections

INPUT Terminals

The MH-1063 and MH-1075 have barrier strip screw terminals that accept up to #10 AWG (5.3mm²) stranded loudspeaker wire. Observe proper polarity. Use the largest wire size and shortest wire length for the application.

OUTPUT Terminals

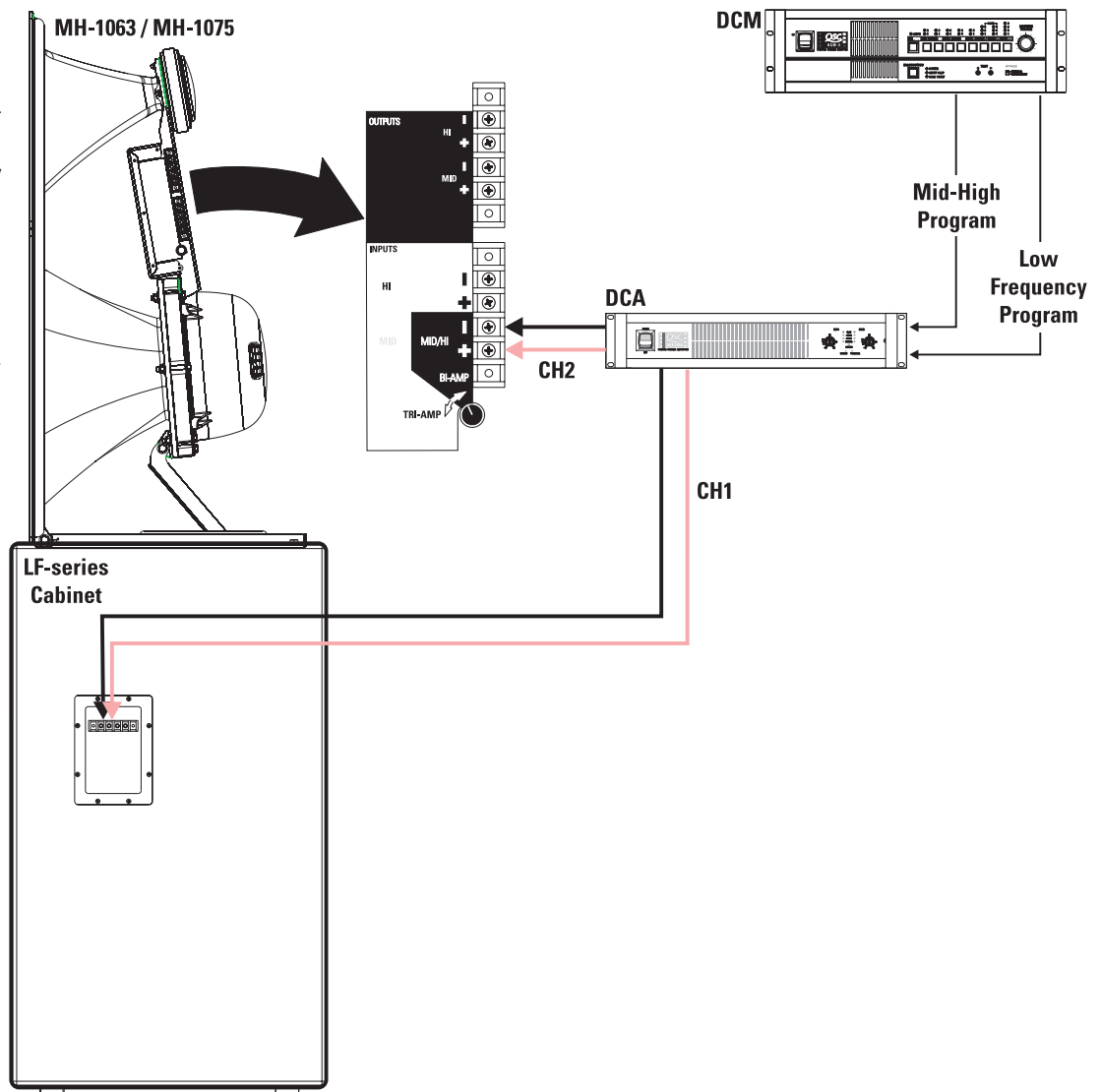
The **OUTPUT** terminals are factory-connected to the drivers. These terminals should **ONLY** be connected to their respective driver. Do not connect signals to these terminals as all protection and equalization circuitry will be bypassed.



NOTE! Maintain proper loudspeaker connection polarity throughout the entire system for maximum performance. Do not apply full range signal to the MH-1063 / MH-1075! There is a mid-high passive crossover for bi-amp mode only. There is no crossover connected when operating in tri-amp mode. A protection network is always active. All required signal processing must be done before the signal is applied to the loudspeaker. Do not connect any signal to the upper sets of OUTPUT terminals.

BI-AMP mode connections- Ensure the mode switch is set to **BI-AMP**, connect the input to the MH-1063 / MH-1075 to the lower set of input terminals marked "**BI-AMP + -**".

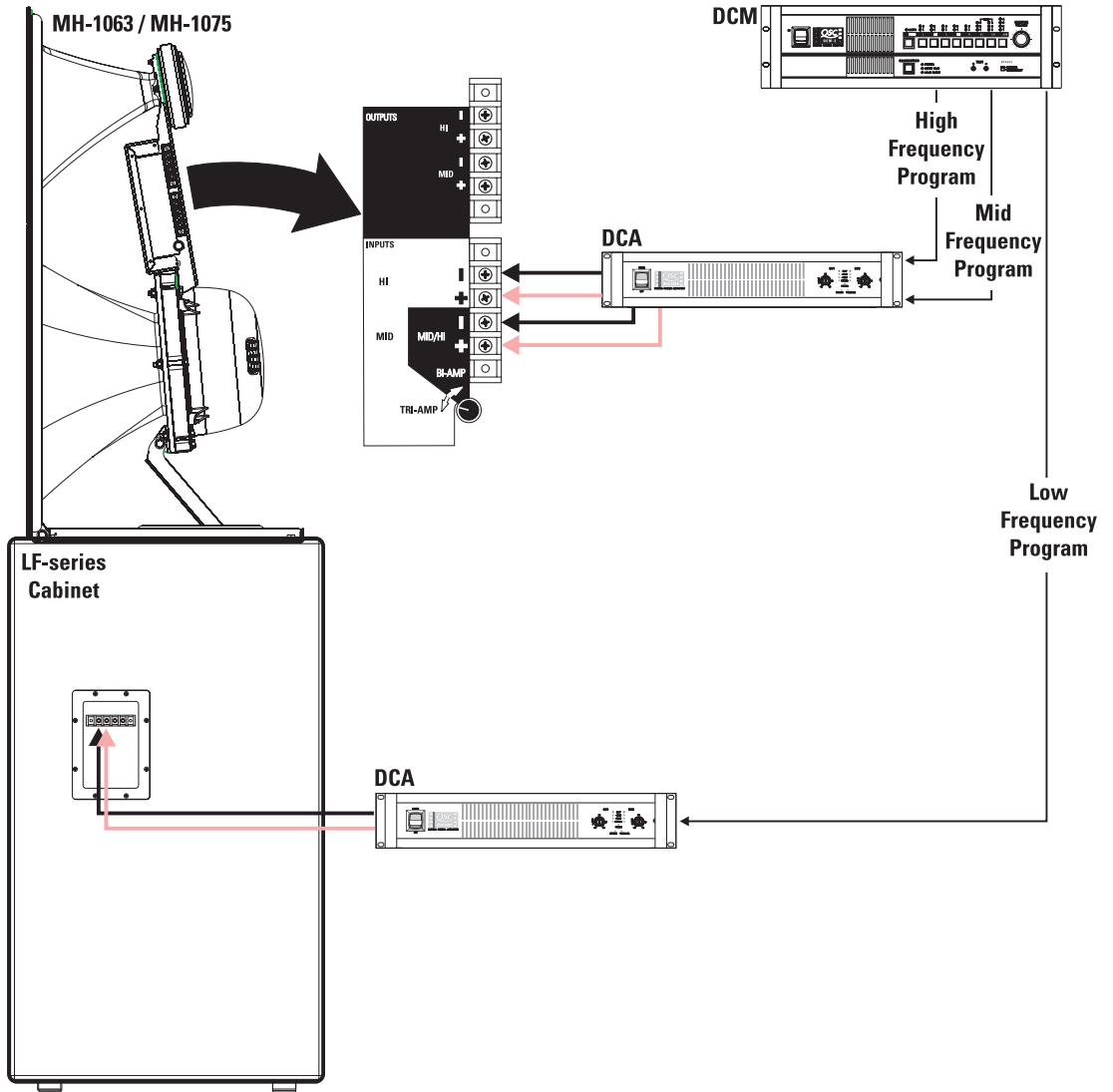
BI-AMP Mode- one amplifier channel is used for the low frequency cabinet and one amplifier channel for the mid-high assembly. The MH-1063 / MH-1075 mode switch is set to **BI-AMP**. Active crossovers are used before amplification. The mid-high assembly provides a passive crossover between the mid and high frequency drivers.



Connections (continued)

TRI-AMP mode connections- When the mode switch is set to **TRI-AMP**, connect the high frequency signal to the terminals marked "INPUT HI + -" and the mid frequency signal to the terminals marked "INPUT MID + -".

TRI-AMP Mode- one amplifier channel is used for the low frequency cabinet, one amplifier channel for the mids, and one amplifier channel for the high frequencies. The MH-1063 / MH-1075 mode switch is set to **TRI-AMP**, bypassing the internal mid-high passive crossover. Active or passive crossovers are used before amplification. Power limiter and DC blocking remain active.



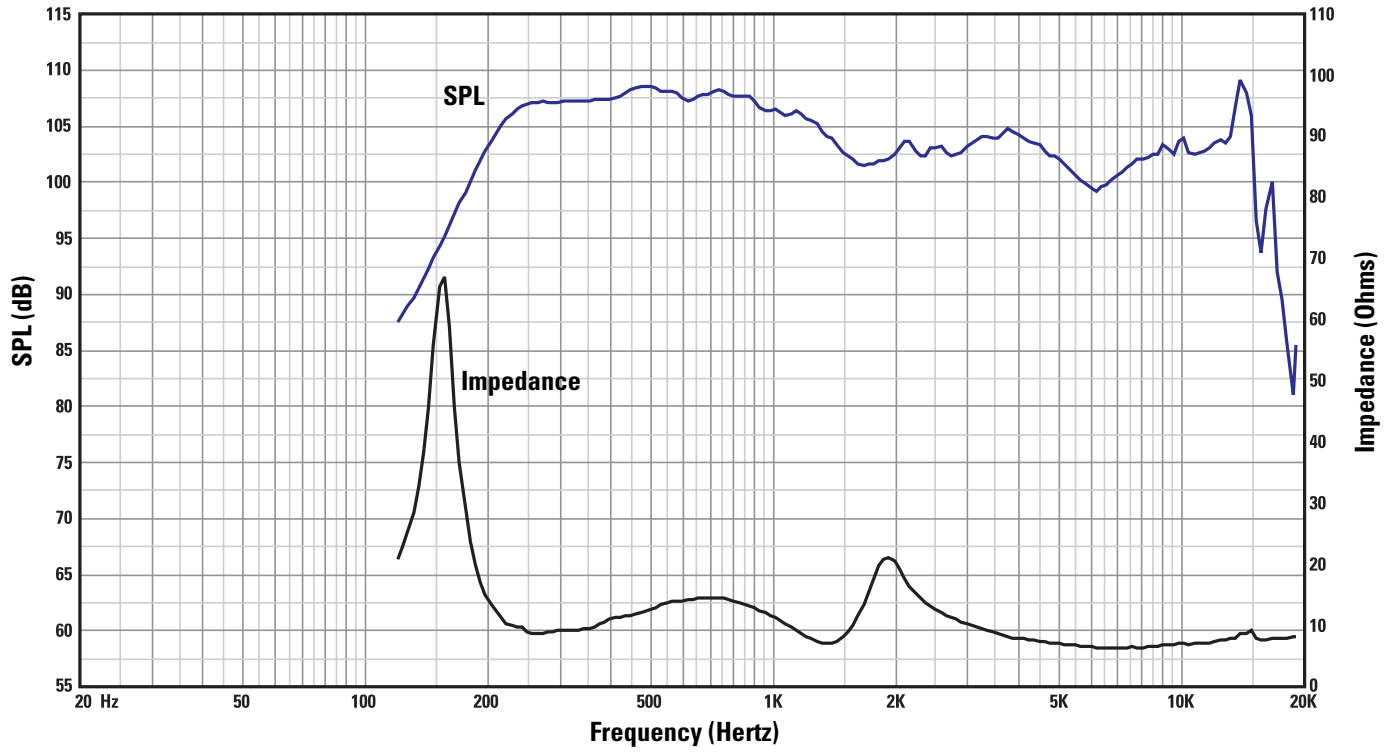
MH-1063 Specifications (subject to change without notice)

Freq. Range	180 - 15k (-6dB, full space)
Nominal Coverage	90° horizontal X +20 to -30° vertical (50° total, adjustable mount provides for vertical plane adjustments. The horizontal plane can be adjusted by altering mounting position on the low frequency enclosure before tightening bolts.
DI:	9 dB (400 to 16k Hertz average)
Q:	8 (400 to 16k Hertz average)
Max. Output:	[Tri-amp mode] Mid Freq. 135.5 dB SPL calculated peak, 1m, full space [Tri-amp mode] High Freq. 131.5 dB SPL calculated peak, 1m, full space [Bi-amp mode] 135 dB SPL calculated peak, 1m, full space
Impedance:	[Bi-amp mode] 8 ohms nominal 7.9 ohms minimum at 1500 Hertz 91 ohms maximum at 150 Hertz
Maximum Input Power	[Tri-amp mode] Mid Freq. 275 W (AES method, 2 hrs.) [Tri-amp mode] High Freq. 60 W (AES method, 2 hrs.) [Bi-amp mode] 250 W (IEC method, 8 hrs.)
Sensitivity	[Tri-amp mode] Mid Freq. 105 dB SPL, 1 watt, 1 meter [Tri-amp mode] High Freq. 107.5 dB SPL, 1 watt, 1 meter [Bi-amp mode] 135 dB SPL, 1 watt, 1 meter
Crossover Frequency	[Tri-amp mode] 250 Hertz or higher, 24dB/octave and 1.7k Hertz, 24dB/octave [Bi-amp mode] 250 Hertz or higher, 24dB/octave
Crossover Network	1.7k Hertz, 18 dB/octave electrical slope, HF driver power limiting circuit (never disrupts continuity). Switchable operation between Bi-Amp and Tri-amp operation. Tri-amp setting removes crossover circuit from signal, leaving power limiter and DC blocking capacitors.
Connectors	Barrier strip screw terminals accept up to #10 AWG stranded wire. Four terminals, two HF input and two MF input (for Tri-amp mode operation).
Transducers	MF: 10" high efficiency midrange, phase-ring loaded. HF: 1.5" (38mm) exit, 2.5" (63.5mm) titanium diaphragm compression driver.
Mounting Hardware:	Attaches to top of the low frequency cabinet using three 5/16"-18 x 3/4" long bolts.
Size	39" high x 30" wide x 20" deep (991 x 762 x 508mm)
Weight	85 lb. (39 kg) net

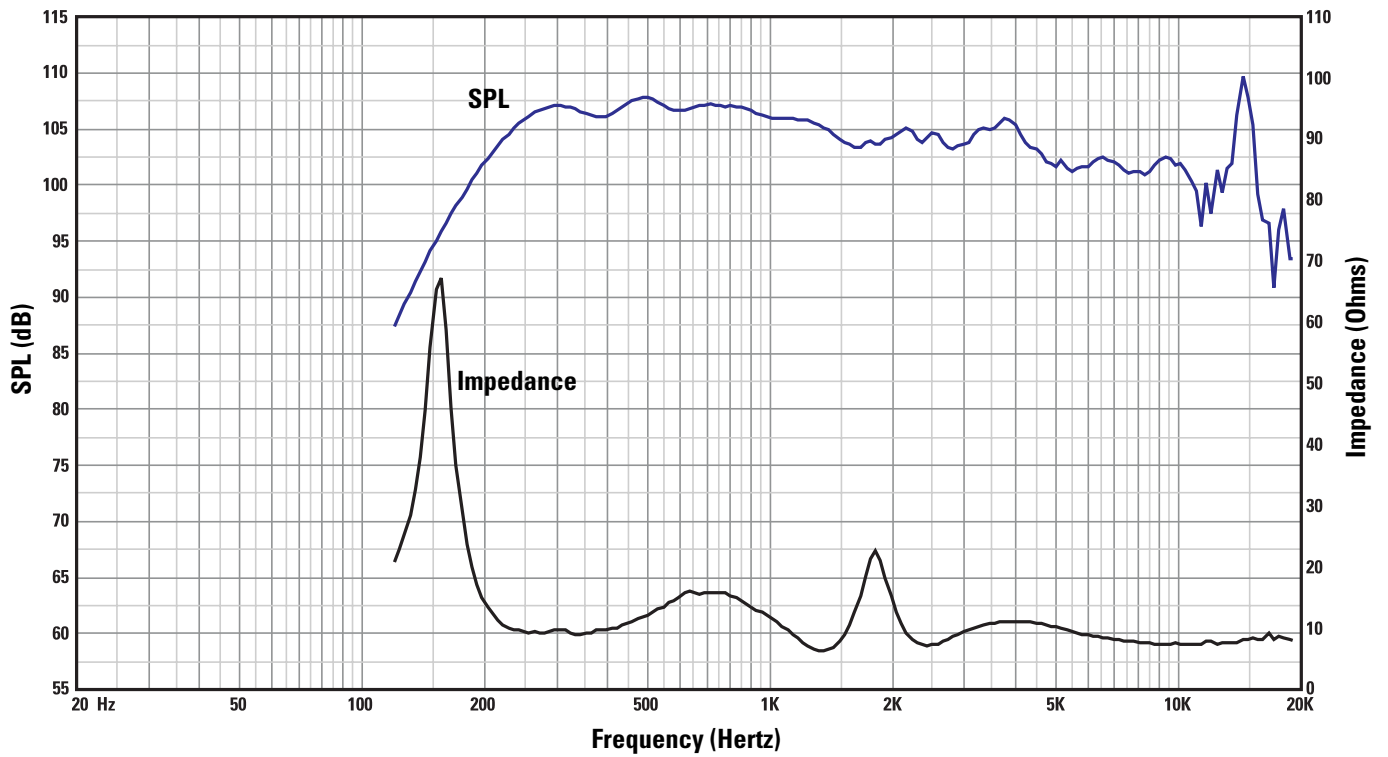
MH-1075 Specifications (subject to change without notice)

Freq. Range	180 - 15k (-6dB, full space)
Nominal Coverage	90° horizontal X +20 to -30° vertical (50° total, adjustable mount provides for vertical plane adjustments. The horizontal plane can be adjusted by altering mounting position on the low frequency enclosure before tightening bolts.
DI:	9 dB (400 to 16k Hertz average)
Q:	8 (400 to 16k Hertz average)
Max. Output:	[Tri-amp mode] Mid Freq. 135.5 dB SPL calculated peak, 1m, full space [Tri-amp mode] High Freq. 133 dB SPL calculated peak, 1m, full space [Bi-amp mode] 135.5 dB SPL calculated peak, 1m, full space
Impedance:	[Bi-amp mode] 8 ohms nominal 6.4 ohms minimum at 1500 Hertz 91 ohms maximum at 150 Hertz
Maximum Input Power	[Tri-amp mode] Mid Freq. 275 W (AES method, 2 hrs.) [Tri-amp mode] High Freq. 80 W (AES method, 2 hrs.) [Bi-amp mode] 250 W (IEC method, 8 hrs.)
Sensitivity	[Tri-amp mode] Mid Freq. 105 dB SPL, 1 watt, 1 meter [Tri-amp mode] High Freq. 108 dB SPL, 1 watt, 1 meter [Bi-amp mode] 135.5 dB SPL, 1 watt, 1 meter
Crossover Frequencies	[Tri-amp mode] 250 Hertz or higher, 24dB/octave and 1.7k Hertz, 24dB/octave [Bi-amp mode] 250 Hertz or higher, 24dB/octave
Crossover Network	1.7k Hertz, 18 dB/octave electrical slope, HF driver power limiting circuit (never disrupts continuity). Switchable operation between Bi-Amp and Tri-amp operation. Tri-amp setting removes crossover circuit from signal, leaving power limiter and DC blocking capacitors.
Connectors	Barrier strip screw terminals accept up to #10 AWG stranded wire. Four terminals, two HF input and two MF input (for Tri-amp mode operation).
Transducers	MF: 10" high efficiency midrange, phase-ring loaded. HF: 1.5" (38mm) exit, 3" (76mm) titanium diaphragm compression driver.
Mounting Hardware:	Attaches to top of the low frequency cabinet using three 5/16"-18 x 3/4" long bolts.
Size	39" high x 30" wide x 20" deep (991 x 762 x 508mm)
Weight	85 lb. (39 kg) net

MH-1063 SPL and Impedance vs. Frequency



MH-1075 SPL and Impedance vs. Frequency



Warranty (USA only; other countries, see your dealer or distributor)

Disclaimer

QSC Audio Products, Inc. is not liable for any damage to amplifiers, or any other equipment that is caused by negligence or improper installation and/or use of this loudspeaker product.

QSC Audio Products 3 Year Limited Warranty

QSC Audio Products, Inc. ("QSC") guarantees its products to be free from defective material and / or workmanship for a period of three (3) years from date of sale, and will replace defective parts and repair malfunctioning products under this warranty when the defect occurs under normal installation and use - provided the unit is returned to our factory or one of our authorized service stations via pre-paid transportation with a copy of proof of purchase (i.e., sales receipt). This warranty provides that the examination of the return product must indicate, in our judgment, a manufacturing defect. This warranty does not extend to any product which has been subjected to misuse, neglect, accident, improper installation, or where the date code has been removed or defaced. QSC shall not be liable for incidental and/or consequential damages. This warranty gives you specific legal rights. This limited warranty is freely transferable during the term of the warranty period.

Customer may have additional rights, which vary from state to state.

In the event that this product was manufactured for export and sale outside of the United States or its territories, then this limited warranty shall not apply. Removal of the serial number on this product, or purchase of this product from an unauthorized dealer, will void this limited warranty. Periodically, this warranty is updated. To obtain the most recent version of QSC's warranty statement, please visit www.qscaudio.com. Contact us at 800-854-4079 or visit our website at www.qscaudio.com.

Contacting QSC Audio Products

Mailing address: QSC Audio Products, Inc.
1675 MacArthur Boulevard
Costa Mesa, CA 92626-1468 USA

Telephone Numbers:

Main Number (714) 754-6175

Sales & Marketing (714) 957-7100 or toll free (USA only) (800) 854-4079

Customer Service (714) 957-7150 or toll free (USA only) (800) 772-2834

Facsimile Numbers:

Sales & Marketing Fax (714) 754-6174

Customer Service Fax (714) 754-6173

World Wide Web: www.qscaudio.com

E-mail: info@qscaudio.com

service@qscaudio.com





1675 MacArthur Blvd., Costa Mesa, CA, 92626 USA
 Main Number (714) 754-6175 Sales & Marketing (714) 957-7100 or toll free (USA only) (800) 854-4079
 Customer Service (714) 957-7150 or toll free (USA only) (800) 772-2834

Cinema Loudspeaker Systems User Manual

LF-4115 Low Frequency Loudspeaker

Introduction

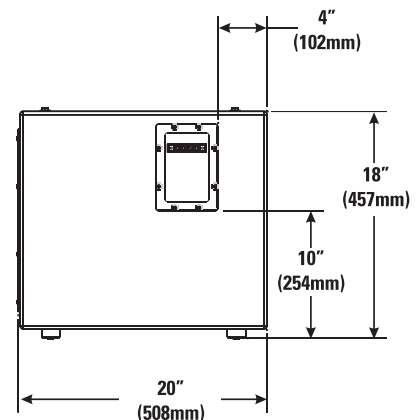
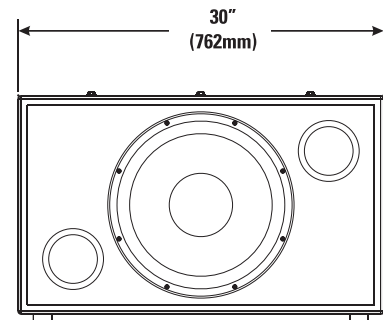
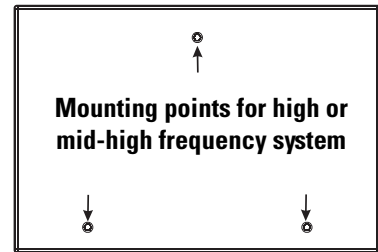
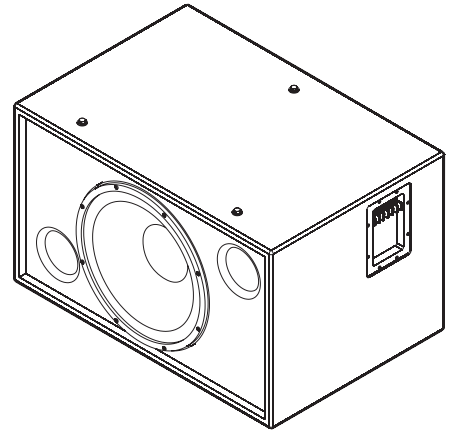
The LF-4115 15" (381mm) low frequency enclosure is designed specifically for cinema applications. Meeting cinema requirements for extended low frequency response differentiates the LF-4115 from more conventional "rock-and-roll" woofer systems. The LF-4115 covers the frequency range from 33 Hertz to 1200 Hertz, depending upon the high frequency system requirements.

The custom 400 watt, 15" transducer was developed specifically for cinema use. It features a 4" (100mm) voice coil, 120 oz.(3.4kg) ceramic magnet, and a multi-vented pole piece to ensure cool operation. Cooler temperatures increase transducer lifespan and decrease the problem of power compression at high power levels. An undercut pole piece ensures the voice coil operates in a symmetrical magnetic gap, reducing second order harmonic distortion. The suspension and voice coil of the transducer have been designed to provide low distortion and high impact bass at high power.

The enclosure is constructed of high quality medium density fiberboard panels with stiffening braces on all six panels. Both internal and external port openings are fully radiused ensuring smooth air flow at higher power levels, preventing audible port turbulence.

Bass ports are symmetrically spaced on each side of the transducer, making internal pressure more uniform across the back surface of the transducer. This prevents the cone from being displaced to one side or another by unbalanced forces, reducing the chance of driving the voice coil out of the center of the gap at high power.

Three T-nuts in the top of the enclosure provide easy mounting of QSC's HF-75 high frequency system, or MH-1063 mid-high system.



Enclosure is not designed to be suspended, flown, or rigged. Do not suspend, fly, or rig this enclosure.

This product is capable of producing sound pressure levels that can permanently damage human hearing. Always keep sound pressure levels in the listening area below levels that can damage human hearing.

Install in accordance with QSC Audio Product's instructions and a licensed, professional engineer. Only use attachments, mounts, accessories, or brackets specified by QSC Audio Products, Inc. Refer all servicing to qualified personnel. Servicing is required when the apparatus has been damaged in any way.



WARNING! Before placing, installing, rigging, or suspending any speaker product, inspect all hardware, suspension, cabinets, transducers, brackets and associated equipment for damage. Any missing, corroded, deformed or non-load rated component could significantly reduce the strength of the installation, placement, or array. Any such condition severely reduces the safety of the installation and should be immediately corrected. Use only hardware which is rated for the loading conditions of the installation and any possible short-term unexpected overloading. Never exceed the rating of the hardware or equipment. Consult a licensed, professional engineer when any doubt or questions arise regarding a physical equipment installation.

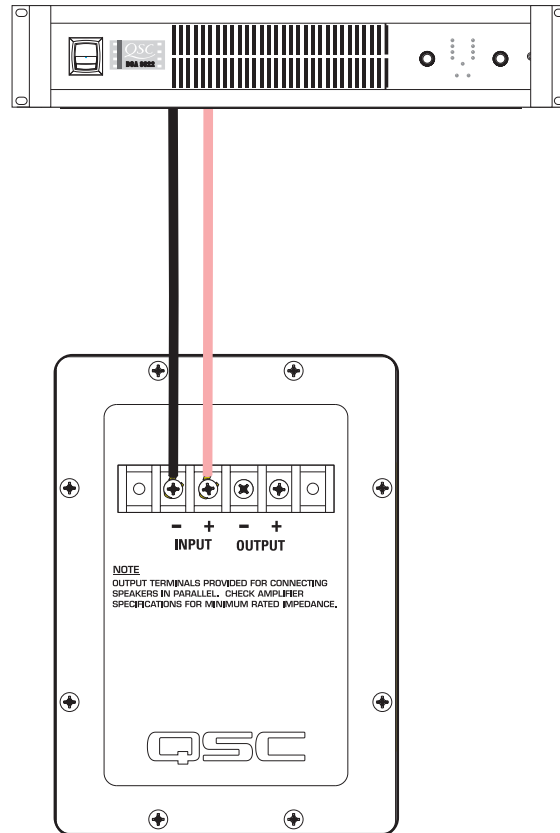


Connections

Normal Connection

The LF-4115 has barrier strip screw terminals for connection. The terminals accept up to #10 AWG (5.3mm²) stranded loud-speaker wiring. Use the largest wire size and shortest wire length possible for a given installation. Observe the polarity markings and keep polarity consistent throughout the system for best performance.

Normal Connection Example:

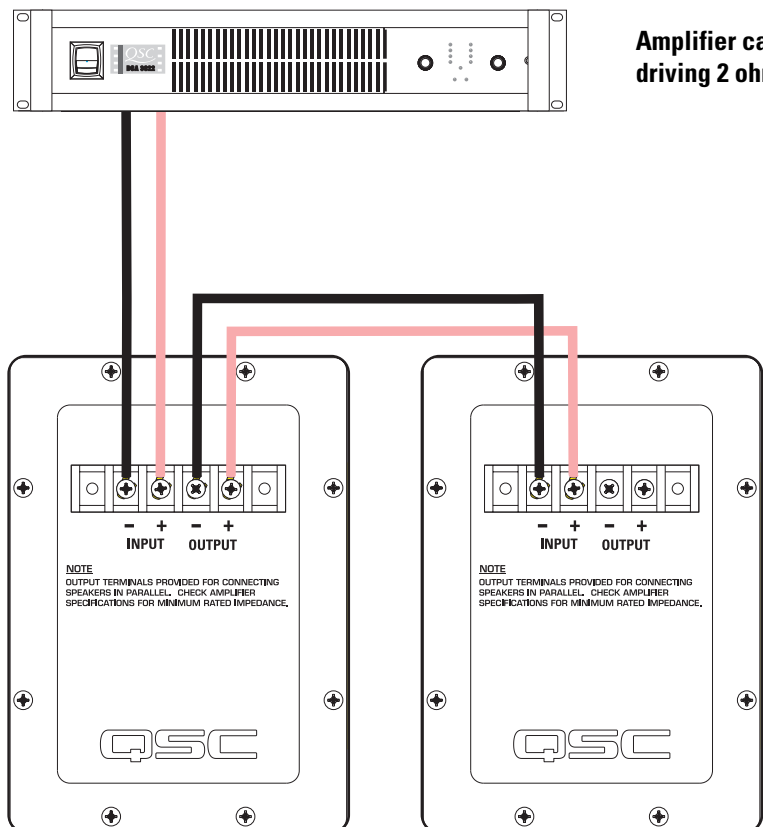


Amplifier capable of driving 4 ohm loads

Parallel Connection of Second LF-4115

The terminals marked **OUTPUT** may be used to connect another LF-4115 in parallel. Connect the wires as shown in the illustration, at right.

Parallel Connection Example:

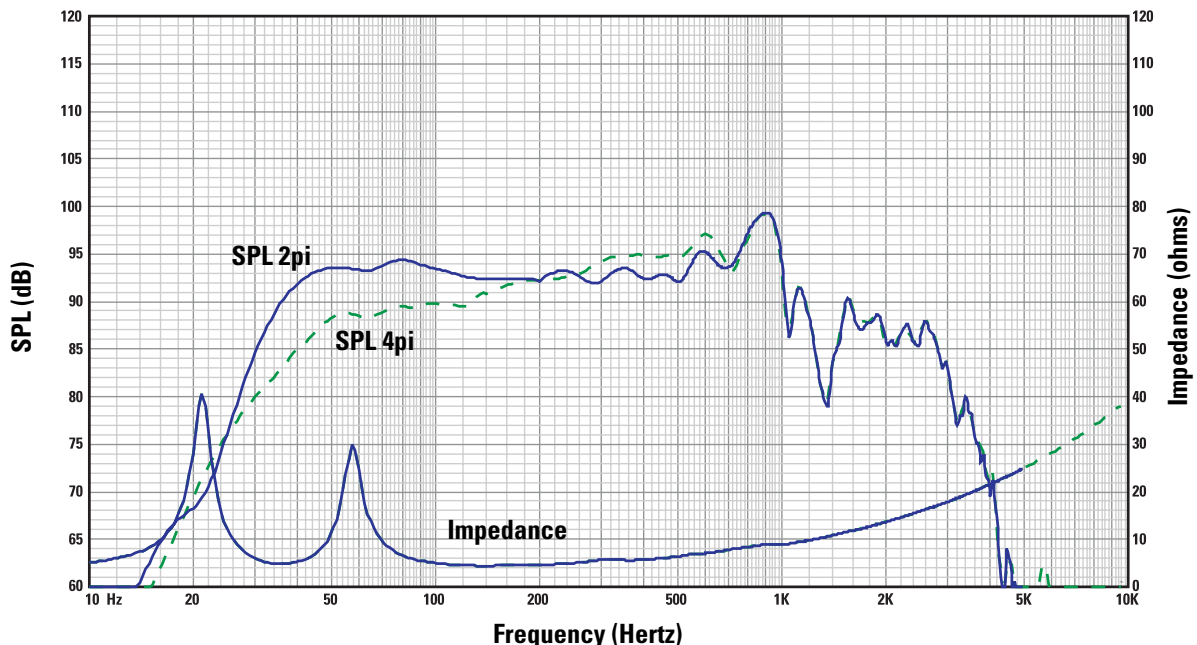


Amplifier capable of driving 2 ohm loads

LF-4115 Specifications (subject to change without notice)

Frequency Range:	33 - 1200 Hertz (-6dB) 29 - 3000 Hertz useable range (-10dB)
Nominal Coverage:	100° horizontal X 100° vertical at 1000 Hertz
Maximum Output:	127.0dB SPL calculated peak, 1 meter, half space, at rated rms power with 6 dB crest factor pink noise input, 35 - 1000 Hertz. 121.0dBA SPL calculated maximum continuous, 1 meter. The dBA scale is typically used to identify sound sources which can cause permanent hearing loss.
Impedance:	4 ohms nominal 4.3 ohms minimum, 160 Hertz 40 ohms maximum, 22 Hertz
Maximum Input Power:	400 watts rms (8 hours of 6dB crest factor pink noise, 40 - 400 Hertz) 600 watts rms (2 hours of 6dB crest factor pink noise, 40 - 400 Hertz) recommended amplifier power capability- 1100 watts rms maximum into 4 ohms (per LF-4115)
Sensitivity:	93.5dB half space, 92.0dB full space, 35 - 1000 Hertz, 1 watt, 1 meter
Recommended Processing:	Subsonic filter below 30 Hertz, >18 dB per octave, maximum recommended crossover frequency is 1000 Hertz. QSC DSP configurations are available at www.qscaudio.com . Parameters for alternative processing hardware are available upon request.
Connectors:	Barrier strip screw terminals accept up to #10 AWG (5.3mm ²) stranded wire. Four terminals: (two INPUT and two parallel OUTPUT).
Transducers:	15" (381mm) high efficiency low frequency transducer featuring vented 4" (100mm) copper voice coil on Kapton® formers. High excursion/low distortion design, with extremely high power handling, and low thermal and port compression.
Enclosure:	Quasi B4 alignment, ported enclosure with fully flared ports, low turbulence symmetrical port design, tuned to 36 Hertz, constructed of medium density fibreboard and heavily braced. Features vandal resistant woofer mounting bolts.
Size:	30" wide X 18" high X 20" deep (762mm X 457mm X 508mm)
Weight:	96 lbs. shipping, 83 lbs. net (44/38 kg.)

SPL and Impedance vs. Frequency



Warranty (USA only; other countries, see your dealer or distributor)

Disclaimer

QSC Audio Products, Inc. is not liable for any damage to amplifiers, or any other equipment that is caused by negligence or improper installation and/or use of this loudspeaker product.

QSC Audio Products 3 Year Limited Warranty

QSC Audio Products, Inc. ("QSC") guarantees its products to be free from defective material and / or workmanship for a period of three (3) years from date of sale, and will replace defective parts and repair malfunctioning products under this warranty when the defect occurs under normal installation and use - provided the unit is returned to our factory or one of our authorized service stations via pre-paid transportation with a copy of proof of purchase (i.e., sales receipt). This warranty provides that the examination of the return product must indicate, in our judgment, a manufacturing defect. This warranty does not extend to any product which has been subjected to misuse, neglect, accident, improper installation, or where the date code has been removed or defaced. QSC shall not be liable for incidental and/or consequential damages. This warranty gives you specific legal rights. This limited warranty is freely transferable during the term of the warranty period.

Customer may have additional rights, which vary from state to state.

In the event that this product was manufactured for export and sale outside of the United States or its territories, then this limited warranty shall not apply. Removal of the serial number on this product, or purchase of this product from an unauthorized dealer, will void this limited warranty. Periodically, this warranty is updated. To obtain the most recent version of QSC's warranty statement, please visit www.qscaudio.com. Contact us at 800-854-4079 or visit our website at www.qscaudio.com.

Contacting QSC Audio Products

Mailing address: QSC Audio Products, Inc.
1675 MacArthur Boulevard
Costa Mesa, CA 92626-1468 USA

Telephone Numbers:

Main Number (714) 754-6175

Sales & Marketing (714) 957-7100 or toll free (USA only) (800) 854-4079

Customer Service (714) 957-7150 or toll free (USA only) (800) 772-2834

Facsimile Numbers:

Sales & Marketing Fax (714) 754-6174

Customer Service Fax (714) 754-6173

World Wide Web: www.qscaudio.com

E-mail: info@qscaudio.com

service@qscaudio.com



QSC Audio Products, Inc. 1675 MacArthur Boulevard Costa Mesa, California 92626 USA
©2004 "QSC" and the QSC logo are registered with the U.S. Patent and Trademark Office.
Kapton® is a registered trademark of E.I. du Pont de Nemours and Company.



1675 MacArthur Blvd., Costa Mesa, CA, 92626 EE.UU.

Número principal (714) 754-6175 Ventas y Comercialización (714) 957-7100 o línea sin costo (sólo para EE.UU.) (800) 854-4079

Servicio al cliente (714) 957-7150 o gratis (sólo EE.UU.) (800) 772-2834

Manual del usuario de los sistemas de altavoces para salas de cine

Altavoz de baja frecuencia LF-4115

Introducción

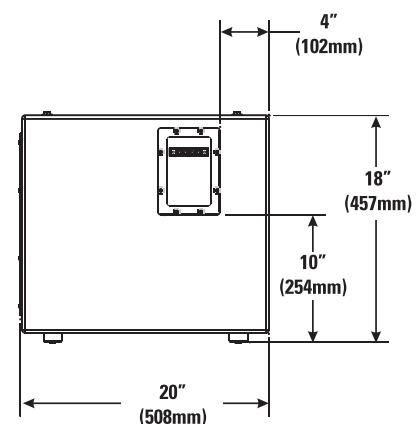
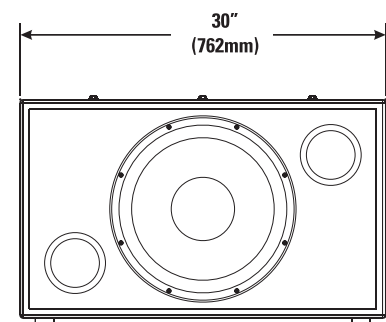
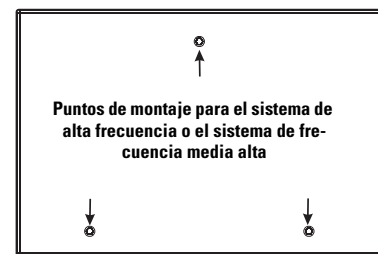
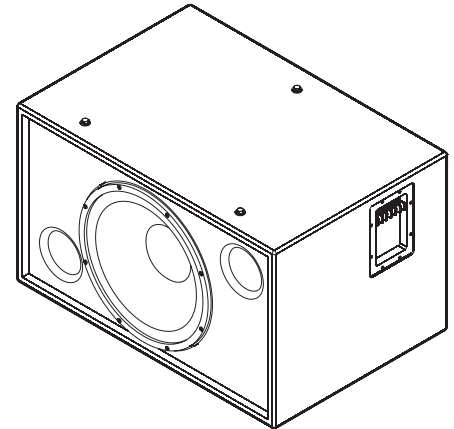
La caja de baja frecuencia de 15" (381 mm) del altavoz LF-4115 está diseñada específicamente para aplicaciones cinematográficas. El cumplimiento de los requisitos de las aplicaciones cinematográficas referentes a una respuesta extendida de baja frecuencia, es lo que distingue al altavoz LF-4115 de otros sistemas woofer tipo "rock-and-roll" más convencionales. El altavoz LF-4115 cubre un intervalo de frecuencia de 33 Hertzios a 1200 Hertzios, dependiendo de los requisitos del sistema de alta frecuencia.

El transductor adaptado de 400 vatios y 15" se desarrolló específicamente para su uso en salas de cine. Cuenta con una bobina de voz de 4" (100 mm), un imán cerámico de 120 onzas (3.4 kg) y un polo multiventilado para asegurar una operación fría. Las temperaturas más frías aumentan la vida útil del transductor y disminuyen el problema de compresión de la potencia a niveles altos de potencia. Un polo proyectado asegura que la bobina de voz opere en un campo magnético simétrico, reduciendo la deformación armónica de segundo orden. La suspensión y la bobina de voz del transductor se han diseñado para brindar una baja distorsión y graves de alto impacto a alta potencia.

La caja está construida de paneles de cartón duro mediano de alta calidad con soportes de refuerzo en los seis paneles. Ambas aberturas del puerto, la interna y la externa, están totalmente redondeadas, lo cual asegura un flujo de aire uniforme a mayores niveles de potencia, evitando turbulencia audible en el puerto.

Los puertos de graves están separados simétricamente a cada lado del transductor, haciendo que la presión interna sea más uniforme a través de la superficie posterior del transductor. Esto evita que el cono sea desplazado de un lado a otro por fuerzas no equilibradas, reduciendo la probabilidad de impulsar la bobina de voz fuera del centro del espacio a altos niveles de potencia.

Tres tuercas en T en la parte superior de la caja permiten el montaje fácil del sistema de alta frecuencia HF-75 o del sistema de frecuencia media alta MH-1063, ambos de QSC.



La caja no está diseñada para montarse suspendida, en voladizo ni sobre arneses. No suspenda esta caja, no la monte en voladizo ni sobre arneses.

Este producto es capaz de producir niveles de presión del sonido que pueden causar daños permanentes al oído humano. Siempre mantenga los niveles de presión del sonido en un área de audición con un nivel menor que el que provoca daños al oído humano.

Instale de acuerdo con las instrucciones de QSC Audio Products y de un ingeniero profesional con la debida licencia. Sólo use piezas, montajes, accesorios O soportes especificados por QSC Audio Products, Inc. Refiera todo el servicio a personal calificado. Cuando el aparato haya sido dañado de alguna manera, es necesario proporcionarle servicio.



¡ADVERTENCIA! Antes de colocar, instalar, montar o suspender cualquier producto de altavoz, inspeccione todo el equipo físico, la suspensión, los armarios, los transductores, los soportes y el equipo asociado para detectar la existencia de daños. Cualquier componente faltante, corroído, deformado, o sin carga nominal podría reducir significativamente la resistencia de la instalación, la colocación o la configuración. Cualquier condición de este tipo reduce gravemente la seguridad de la instalación y debe corregirse de inmediato. Use sólo herraje que esté clasificado para las condiciones de carga de la instalación y cualquier posible carga excesiva a corto plazo inesperada. Nunca exceda el valor nominal del equipo físico ni del dispositivo. Consulte a un ingeniero profesional con la debida licencia cuando surjan dudas o preguntas referentes a la instalación física del equipo.

TD-000171-00 rev. C

© Derechos de autor 2004, QSC Audio Products, Inc.

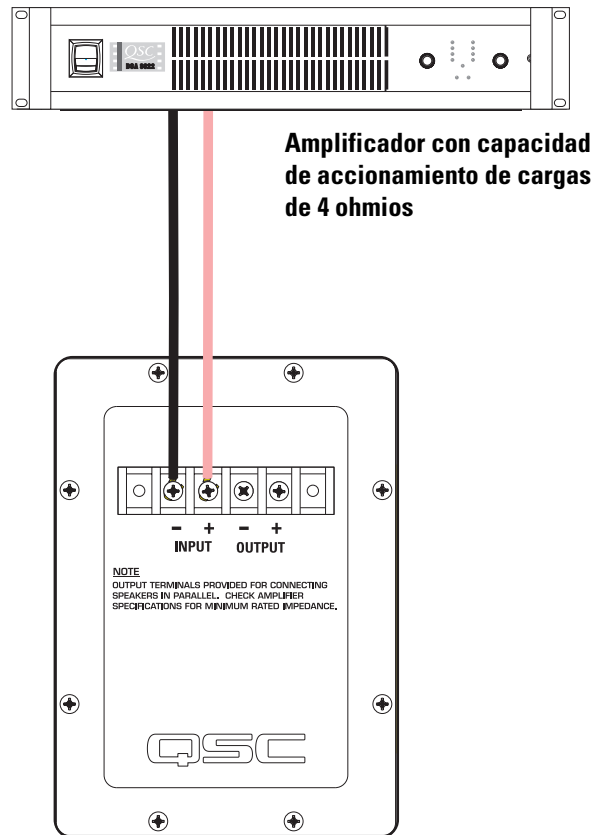
QSC® es una marca comercial registrada de QSC Audio Products, Inc. "QSC" y el logotipo de QSC están registrados con la Oficina de Patentes y Marcas Comerciales de los Estados Unidos

Conexiones

Conexión normal

El altavoz LF-4115 tiene terminales de tornillo de barra protectora para su conexión. Los terminales aceptan cableado trenzado de hasta #10 AWG (5.3 mm²) para altavoces. Use el alambre del calibre más grande y de la longitud más corta posible en cualquier instalación. Observe las marcas de polaridad y mantenga la polaridad uniforme en todo el sistema para obtener el mejor rendimiento.

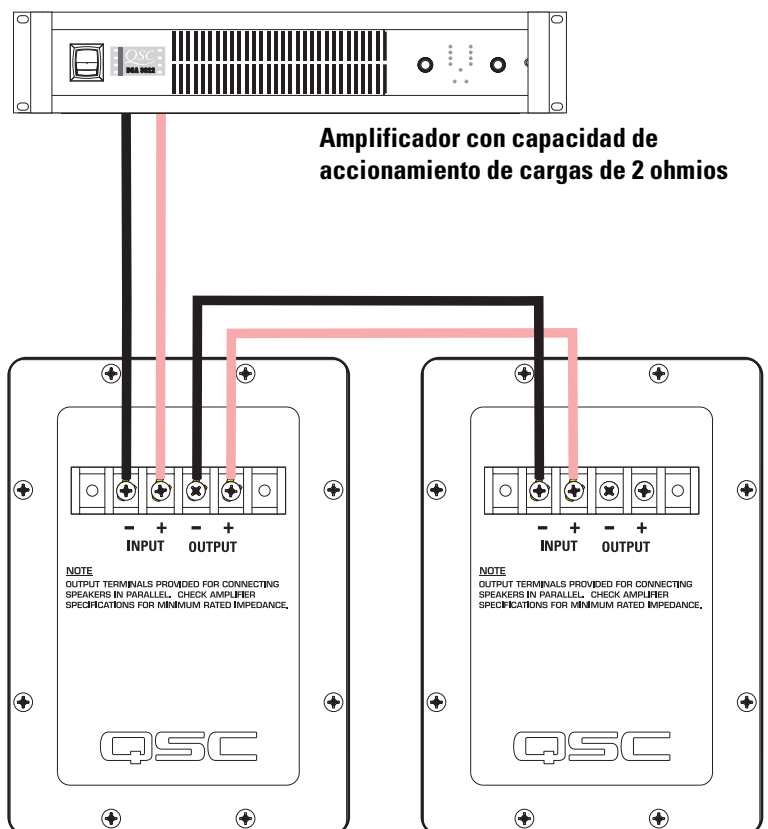
Ejemplo de una conexión normal:



Conexión en paralelo de un segundo LF-4115

Los terminales marcados **SALIDA** se pueden usar para conectar en paralelo otro altavoz LF-4115. Conecte los cables como se muestra en la ilustración, a la derecha.

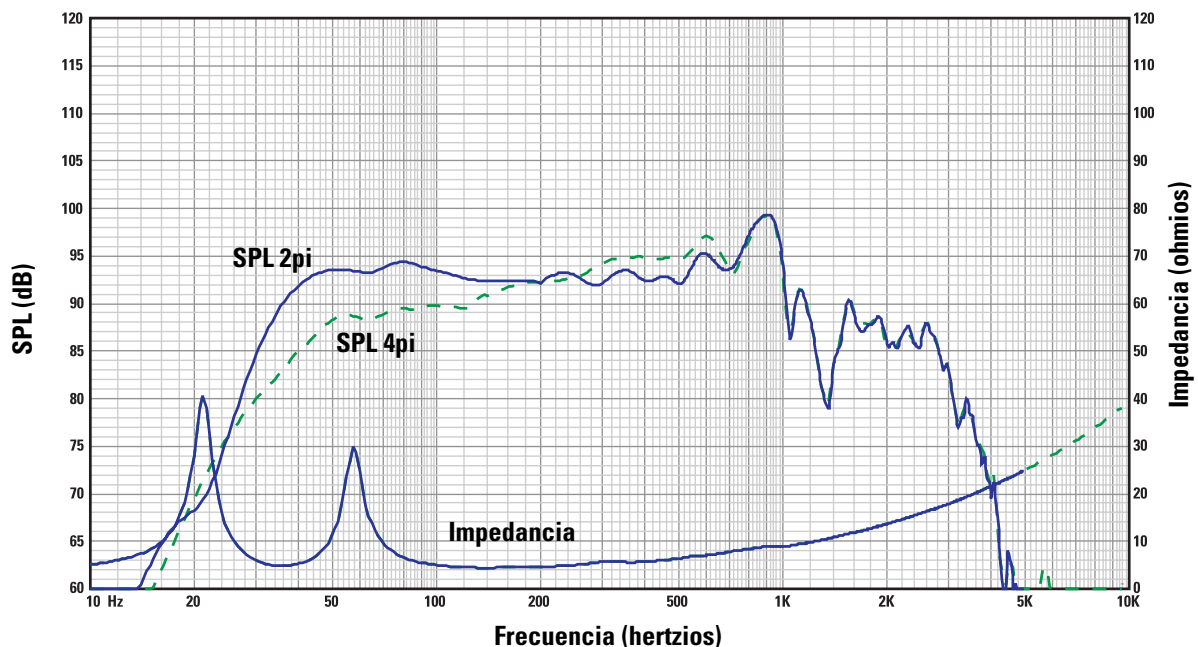
Ejemplo de conexión en paralelo:



Especificaciones del sistema LF-4115 (sujetas a cambio sin previo aviso)

Intervalo de frecuencias:	33 - 1200 Hertzios (-6dB) Intervalo utilizable de 29 - 3000 Hertzios (-10 dB)
Cobertura nominal:	100° horizontal X 100° vertical a 1000 Hertzios
Salida máxima:	Pico calculado de SPL: 127.0 dB, 1 metro, medio espacio, a una potencia rms nominal con entrada de ruido rosa con factor de cresta de 6 dB, 35 - 1000 Hertzios. Máximo calculado continuo de SPL: 121.0 dBA, 1 metro. La escala de dBA típicamente se usa para identificar fuentes de sonido que pueden causar pérdida auditiva permanente.
Impedancia:	4 ohmios, nominal 4.3 ohmios mínimo, 160 Hertzios 40 ohmios máximo, 22 Hertzios
Potencia máxima de entrada:	400 vatios rms (8 horas de ruido rosa con factor de cresta de 6 dB, 40 - 400 Hertzios) 600 vatios rms (2 horas de ruido rosa con factor de cresta de 6 dB, 40 - 400 Hertzios) Capacidad recomendada de potencia del amplificador: 1100 vatios rms como máximo en 4 ohmios (por LF-4115)
Sensibilidad:	93.5 dB medio espacio, 92.0 dB espacio completo, 35 - 1000 Hertzios, 1 vatio, 1 metro
Procesamiento recomendado:	Filtro subsónico menor de 30 Hertzios, >18 dB por octava, la frecuencia máxima de cruce recomendada es de 1000 Hertzios. Las configuraciones DSP de QSC están disponibles en www.qscaudio.com . Los parámetros para el herraje de procesamiento alternativo están disponibles si así se solicitan.
Conectores:	Los terminales de tornillo de barra protectora aceptan alambre trenzado de hasta #10 AWG (5.3 mm ²). Cuatro terminales: (dos de ENTRADA y dos de SALIDA paralela).
Transductores:	Transductor de baja frecuencia de alta eficiencia, de 15" (381 mm), con bobina de voz de cobre de 4" (100 mm) ventilada, en soportes de Kapton®. Diseño de alta excursión/baja deformación, con un manejo de potencia extremadamente alta, y baja compresión térmica y de puerto.
Caja:	Alineación Quasi B4, caja con puertos totalmente abocinados, diseño de puerto simétrico de baja turbulencia, afinado a 36 Hertzios, construido de cartón duro de media densidad y fuertemente soportado. Tiene pernos de montaje del woofer resistentes al vandalismo.
Tamaño:	30" de ancho X 18" de alto X 20" de profundidad (762 mm X 457 mm X 508 mm)
Peso:	96 libras envío, 83 libras neto (44/38 kg.)

SPL e impedancia en función de la Frecuencia



Garantía (sólo para EE.UU.; para otros países, consulte con su vendedor o distribuidor)

Renuncia de responsabilidad

QSC Audio Products, Inc. no es responsable por ningún daño a los amplificadores, ni a ningún otro equipo que sea causado por negligencia o instalación y/o uso inadecuado de este altavoz.

Garantía limitada de 3 años de QSC Audio Products

QSC Audio Products, Inc. ("QSC") garantiza que sus productos estarán libres de materiales y/o mano de obra defectuosos por un periodo de tres (3) años a partir de la fecha de la venta, y reemplazará las piezas defectuosas y reparará los productos que funcionen mal bajo esta garantía cuando el defecto ocurra bajo condiciones normales de instalación y uso, siempre y cuando la unidad se devuelva a nuestra fábrica o a una de nuestras estaciones autorizadas de servicio mediante transportación prepagada con una copia del comprobante de compra (por ejemplo, el recibo de la compra). Esta garantía requiere que el examen del producto devuelto indique, en nuestra opinión, un defecto de fabricación. Esta garantía no se extiende a ningún producto que hubiera estado sometido a uso indebido, negligencia, accidente, instalación incorrecta, o en el que se hubiera quitado o modificado el código de la fecha. QSC tampoco será responsable por daños incidentales y/o emergentes. Esta garantía le otorga derechos legales específicos. Esta garantía limitada es libremente transferible durante el período de la misma.

El cliente podría gozar de derechos adicionales, que podrían variar de un estado a otro.

En caso de que este producto fuera fabricado para exportación y venta fuera de los Estados Unidos o sus territorios, entonces no será aplicable esta garantía limitada. La eliminación del número de serie en este producto, o la compra de este producto de un distribuidor no autorizado, anularán esta garantía limitada. Esta garantía se actualiza periódicamente. Para obtener la versión más reciente de la declaración de la garantía de QSC, por favor visite www.qscaudio.com. Comuníquese con nosotros al 800-854-4079 o visite nuestro sitio en Internet en www.qscaudio.com.

Cómo comunicarse con QSC Audio Products

Dirección postal: QSC Audio Products, Inc.
1675 MacArthur Boulevard
Costa Mesa, CA 92626-1468 EE.UU.

Números de teléfono:

Número principal +1 (714) 754-6175

Ventas y comercialización +1 (714) 957-7100 o gratis (sólo EE.UU.) +1 (800) 854-4079

Servicio al cliente +1 (714) 957-7150 o gratis (sólo EE.UU.) +1 (800) 772-2834

Números de fax:

Fax de ventas y comercialización +1 (714) 754-6174

Fax de servicio al cliente +1 (714) 754-6173

World Wide Web: www.qscaudio.com

Correo electrónico: info@qscaudio.com

service@qscaudio.com





1675 MacArthur Blvd., Costa Mesa, CA 92626

Téléphone (standard) +1 (714) 754-6175 Ventes et Marketing +1 (714) 957-7100

ou +1 (800) 854-4079 (numéro vert valable aux États-Unis seulement)

Service clientèle +1 (714) 957-7150 ou numéro vert (États-Unis seulement) +1 (800) 772-2834

Manuel d'utilisation de systèmes de haut-parleurs de cinéma

Haut-parleur basse fréquence **LF-4115**

Introduction

L'enceinte basse fréquence de 381 mm LF-4115 a été tout spécialement conçue pour les applications en salle de cinéma. Les exigences des cinémas en matière de réponse longue durée basse fréquence différencient le LF-4115 des systèmes de haut-parleurs de graves « rock-and-roll » plus conventionnels. Le LF-4115 couvre la plage de fréquence de 33 à 1 200 Hz, selon les exigences de haute fréquence du système.

Le transducteur personnalisé de 38 cm et 400 W a été spécialement développé pour un usage en salles de cinéma. Il possède une bobine mobile de 100 mm, un aimant en céramique de 3,4 kg et un pôle à événements multiples pour garantir l'absence de surchauffe. Les températures inférieures augmentent la durée de vie des transducteurs et diminuent le problème de compression de puissance à de hauts niveaux de puissance. Un pôle évidé garantit le fonctionnement des bobines mobiles dans un espace magnétique symétrique, ce qui réduit la distorsion harmonique secondaire. La suspension et la bobine mobile du transducteur visent à produire une faible distorsion et des graves à fort impact à haute puissance.

L'enceinte est faite de panneaux de fibres de densité moyenne et de haute qualité avec des renforts sur les six panneaux. Les ouvertures internes et externes des ports sont entièrement arrondies, garantissant la circulation d'air uniforme à haute puissance, ce qui empêche les turbulences sonores.

Les ports à basses sont équidistants de part et d'autre du transducteur, ce qui répartit uniformément la pression interne à travers la surface arrière du transducteur. Ceci empêche le déplacement du cône d'un côté ou de l'autre par des forces déséquilibrées, ce qui réduit le risque d'excentrage de la bobine mobile à haute puissance.

Trois écrous en T sur le dessus de l'enceinte facilitent la fixation du système haute fréquence HF-75 ou du système sonore de hauteur moyenne MH-1063 de QSC.



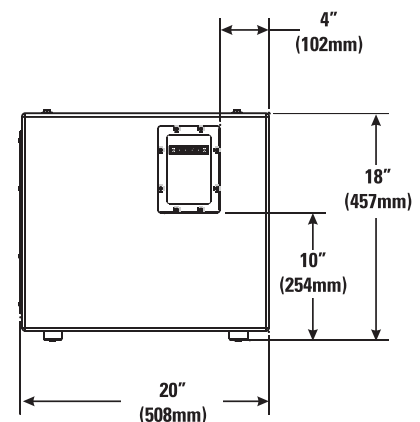
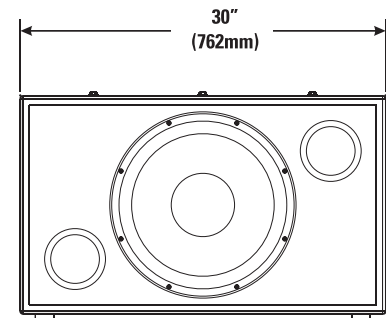
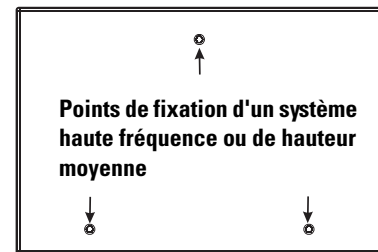
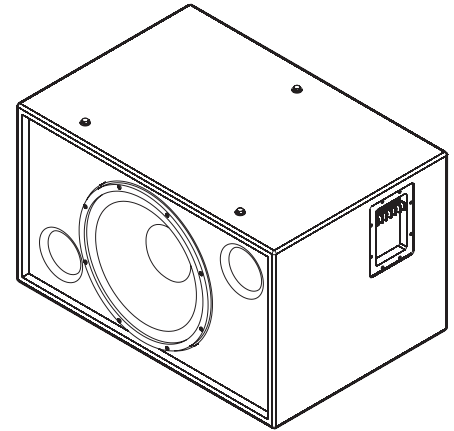
L'enceinte n'a pas été conçue pour être suspendue, balancée ou montée. La suspension, le balancement ou le montage de l'enceinte sont interdits.

Ce produit est capable de produire des niveaux de pression sonore susceptibles d'endommager l'ouïe de manière irréversible. Toujours maintenir les niveaux de pression sonore dans la zone d'écoute en deçà de niveaux susceptibles de compromettre l'ouïe.

Installer conformément aux instructions de QSC Audio Products et d'un technicien professionnel diplômé. Utiliser uniquement des fixations, supports, accessoires ou équerres spécifiés par QSC Audio Products. Confier toutes les réparations à un personnel qualifié. Une réparation ou maintenance est requise lorsque l'appareil a été endommagé d'une manière quelconque.



AVERTISSEMENT ! Avant de placer, installer, monter ou suspendre un haut-parleur, inspecter l'état de toute la visserie, du matériel de suspension, des armoires, des transducteurs, des supports et du matériel associé. Tout composant manquant, corrodé, déformé ou non adapté à la charge risque de réduire sensiblement la solidité de l'installation, sa mise en place ou sa portée. Une telle condition réduit sensiblement la sécurité de l'installation et doit être immédiatement corrigée. Utiliser uniquement du matériel de montage prévu pour les conditions de charge de l'installation et toute surcharge éventuelle à court terme imprévue. Ne jamais dépasser les spécifications nominales du matériel de montage ou de l'équipement. Consulter un technicien professionnel diplômé en cas de doute ou de question concernant l'installation physique de l'équipement.

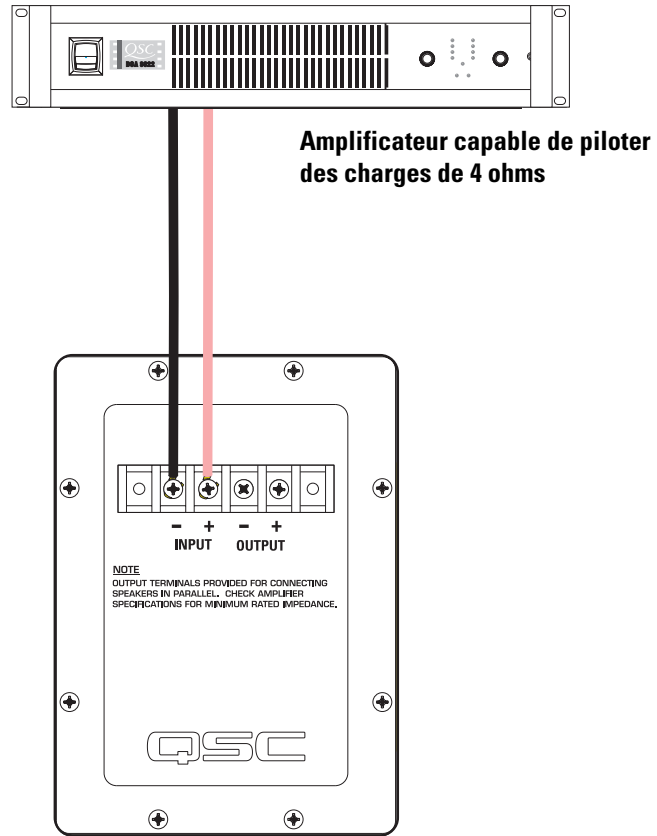


Branchements

Branchement normal

Le branchement du LF-4115 se fait à partir de bornes vissables de bornier à cloisons. Les bornes acceptent des câbles de haut-parleurs toronnés pouvant atteindre #10 AWG (5,3 mm²). Utiliser le calibre de conducteur maximal et la longueur de conducteur minimale, dans la mesure du possible, pour toute installation. Observer les repères de polarité et maintenir une polarité constante à travers le système pour une meilleure performance.

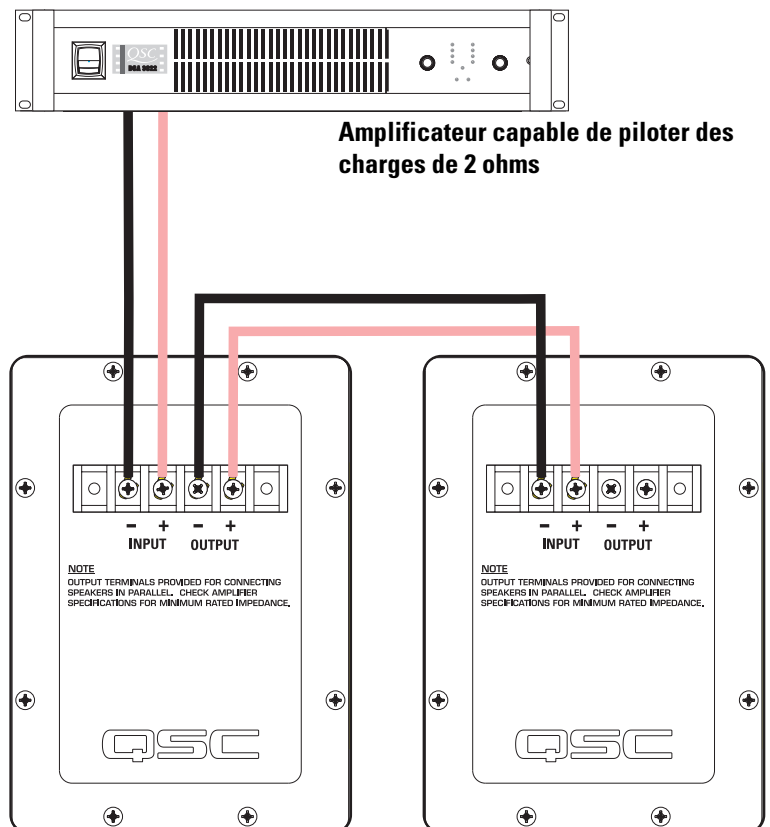
Exemple de branchement normal :



Branchement en parallèle d'un second LF-4115

Les bornes marquées **OUTPUT** peuvent servir au branchement d'un autre LF-4115 en parallèle. Brancher les conducteurs comme indiqué sur l'illustration, à droite.

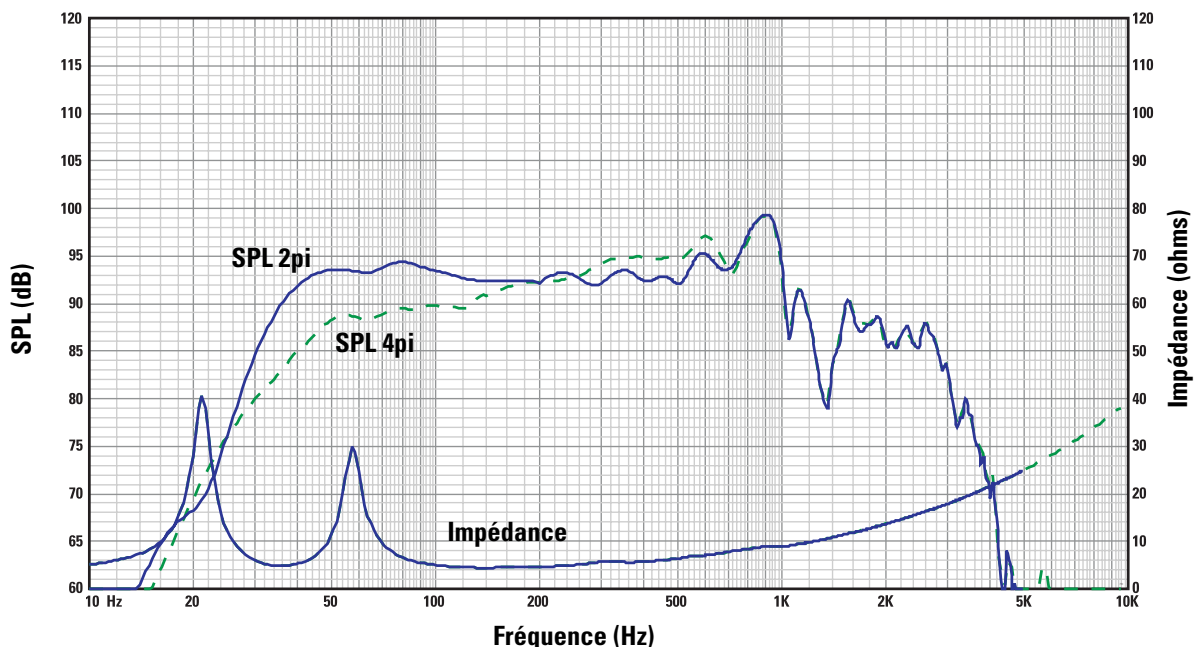
Exemple de branchement en parallèle :



Caractéristiques techniques du LF-4115 (sujettes à modification sans préavis)

Plage de fréquence :	33 à 1 200 Hz (-6 dB) 29 à 3 000 Hz (plage utile) (-10 dB)
Couverture nominale :	100° horizontal x 55° vertical à 1 000 Hz
Sortie maximale :	Niveau de pression sonore maximal calculé de 127 dB, à 1 m, demi-espacement, à la puissance nominale efficace avec 6 dB entrée de bruit rose de facteur de crête, 35 à 1000 Hz. Niveau de pression sonore maximal calculé continu de 121 dBA, à 1 mètre. L'échelle de dBA sert généralement à identifier les sources sonores susceptibles de causer une surdité permanente.
Impédance :	4 ohms, nominale 4,3 ohms minimale, 160 Hz 40 ohms maximale, 22 Hz
Puissance d'entrée maximale :	400 W (efficace) (8 heures de bruit rose de facteur de crête 6 dB, 40 à 400 Hz) 600 W (efficace) (2 heures de bruit rose de facteur de crête 6 dB, 40 à 400 Hz) Capacité de puissance d'amplificateur recommandée - 1 100 W (efficace) maximum dans 4 ohms (conformément au modèle LF-4115)
Sensibilité :	93,5 dB demi-espacement, 92 dB espacement total, 35 à 1 000 Hz, 1 W, 1 m
Traitement recommandé :	Filtre subsonique inférieur à 30 Hz, >18 dB par octave ; fréquence de filtre passif maximale recommandée : 1 000 Hz. Les configurations des processeurs de champs sonores numériques QSC sont disponibles sur le site www.qscaudio.com . Les paramètres concernant d'autres matériels de traitement sont disponibles sur demande.
Connecteurs :	Les bornes acceptent des câbles de haut-parleurs toronnés à fil multibrin pouvant atteindre #10 AWG (5,3 mm ²). Quatre bornes : (deux d'entrée et deux de sortie parallèle).
Transducteurs :	Transducteur basse fréquence ultra-efficace de 381 mm avec bobine mobile en cuivre de 100 mm à événements sur formes Kapton®. Conception du type excursion élevée/faible distorsion, qui permet le traitement d'une puissance extrêmement élevée, et réduit la chauffe et la compression des ports.
Enceinte :	Enceinte résonnante à alignement quasi B4 avec ports entièrement arrondis ; conception symétrique des ports à faible turbulence ; réglée à 36 Hz, en panneaux de fibres de densité moyenne et fortement renforcé. Possède des boulons de fixation sur les haut-parleurs de graves résistants aux vandales.
Dimensions :	762 mm (largeur) x 457 mm (hauteur) x 508 mm (épaisseur)
Poids brut :	44 kg Poids net :38 kg

SPL et impédance par rapport à la fréquence



Garantie (États-Unis seulement ; dans les autres pays, consulter le revendeur ou le distributeur)

Avis de non-responsabilité

QSC Audio Products, Inc. n'est pas responsable des dommages subis par les amplificateurs ou tout autre équipement causé par un acte de négligence ou une installation impropre et/ou l'utilisation de ce haut-parleur.

QSC Audio Products - Garantie limitée de 3 ans

QSC Audio Products, Inc. (« QSC ») garantit que ses produits sont dépourvus de tout vice de fabrication et/ou de matériel pendant une période de trois (3) ans à partir de la date de vente et remplacera les pièces défectueuses et réparera les produits qui fonctionnent mal dans le cadre de cette garantie si le défaut survient dans des conditions normales d'installation et d'utilisation - à condition que l'appareil soit retourné à l'usine ou à l'un de nos centres de réparation agréés en port prépayé, accompagné d'un justificatif d'achat (facture, par ex.). Cette garantie prévoit que l'examen du produit retourné doit indiquer, selon notre jugement, un défaut de fabrication. Cette garantie ne s'étend à aucun produit qui a été soumis à une utilisation abusive, un acte de négligence, un accident, une installation incorrecte ou un produit dont le code-date a été retiré ou effacé. QSC ne pourra être tenue pour responsable de dommages accessoires et/ou indirects. Cette garantie vous accorde des droits spécifiques. Cette garantie limitée est librement cessible durant sa période de validité.

Le client pourra bénéficier d'autres droits, variables d'une juridiction à l'autre.

Si ce produit a été fabriqué pour une exportation et une vente en dehors des États-Unis ou de ses territoires, cette garantie limitée ne s'appliquera pas. Le retrait du numéro de série sur ce produit ou l'achat de ce produit auprès d'un revendeur non agréé annulera cette garantie limitée. Cette garantie est régulièrement mise à jour. Pour obtenir la toute dernière version de la garantie de QSC, rendez-vous sur le site www.qscaudio.com. Contactez-nous au 800-854-4079 ou visitez notre site Web www.qscaudio.com.

Pour contacter QSC Audio Products

Adresse postale : QSC Audio Products, Inc.
1675 MacArthur Boulevard
Costa Mesa, CA 92626-1468, États-Unis

Téléphone :

Standard +1 (714) 754-6175

Ventes & Marketing +1 (714) 957-7100 ou numéro vert (États-Unis seulement) +1 (800) 854-4079

Service clientèle +1 (714) 957-7150 ou numéro vert (États-Unis seulement) +1 (800) 772-2834

Télécopieur :

Ventes & Marketing Télécopieur +1 (714) 754-6174

Service clientèle Télécopieur +1 (714) 754-6173

Site Web : www.qscaudio.com

E-mail : info@qscaudio.com

service@qscaudio.com

QSC™

QSC Audio Products, Inc. 1675 MacArthur Boulevard Costa Mesa, California 92626 USA
©2004 QSC et le logo QSC sont des marques déposées auprès de l'U.S. Patent and Trademark Office.
Kapton® est une marque déposée de E.I. du Pont de Nemours and Company.



1675 MacArthur Blvd., Costa Mesa, CA, 92626 USA
Zentrale +1 (714) 754-6175 Verkauf und Marketing +1 (714) 957-7100
oder gebührenfrei (nur in den USA) +1 (800) 854-4079
Kundendienst +1 (714) 957-7150 oder gebührenfrei (nur in den USA) +1 (800) 772-2834

Kinolautsprecheranlagen - Benutzerhandbuch

Niederfrequenzlautsprecher LF-4115

Einführung

Das 15-Zoll- (381-mm-) Gehäuse des LF-4115-Niederfrequenzlautsprechers wurde speziell für Kinoanwendungen konstruiert. Da diese Anlage mit ihrem erweiterten Niederfrequenzgang die Voraussetzung für Kinoanwendungen erfüllt, unterscheidet sie sich von konventionellen „Rock-and-Roll“-Tiefenlautsprechern. Je nach den Anforderungen der Hochfrequenzanlage deckt das Modell LF-4115 den Frequenzbereich zwischen 33 und 1200 Hz ab.

Der 15-Zoll-Wandler mit 400 W wurden speziell für Kinoanwendungen entwickelt. Er umfasst eine 4-Zoll- (100-mm-) Schwingspule, einen 3,4-kg-Keramikkern und ein mehrfach belüftetes Polstück, wodurch ein kühler Betrieb sichergestellt wird. Kühlere Temperaturen verlängern die Lebensdauer der Wandler und reduzieren das Problem der Leistungskomprimierung bei hohen Leistungspegeln. Durch das hinterschnittene Polstück wird die Schwingspule in einem symmetrischen Magnetluftspalt betrieben, was zu einer Reduzierung der sekundären harmonischen Verzerrung führt. Aufhängung und Schwingspule des Wandlers wurden so konstruiert, dass sie bei hoher Ausgangsleistung nur eine geringe Verzerrung zulassen und einen druckvollen Bass ermöglichen.

Das Gehäuse besteht aus hochwertigen Pressspanplatten mittlerer Dichte mit Versteifungen an allen sechs Platten. Sowohl die internen als auch die externen Öffnungen sind mit Vollradius versehen, damit sie bei hoher Leistung eine gleichmäßige Luftströmung gewährleisten und hörbare Luftgeräusche an der Öffnung vermeiden.

Die Bass-Öffnungen sind auf jeder Seite des Wandlers symmetrisch angeordnet, was einen Ausgleich des Innendrucks an der Wandler-Rückseite bewirkt. Dadurch wird eine seitliche Auslenkung der Membran durch asymmetrische Kräfte verhindert und eine mögliche Abweichung der Schwingspule aus ihrer Mittelstellung im Luftspalt bei hoher Leistung reduziert.

Die Montage der Hochfrequenz-Anlage HF-75 bzw. des oberen Mittenfrequenz-Systems MH-1063 von QSC wird durch drei T-Muttern oben im Gehäuse erleichtert.



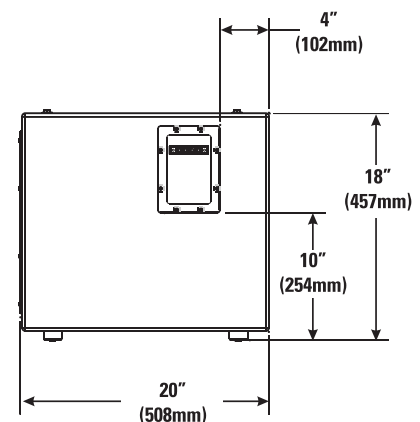
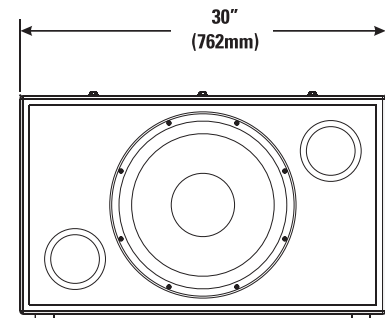
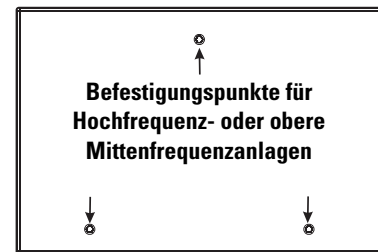
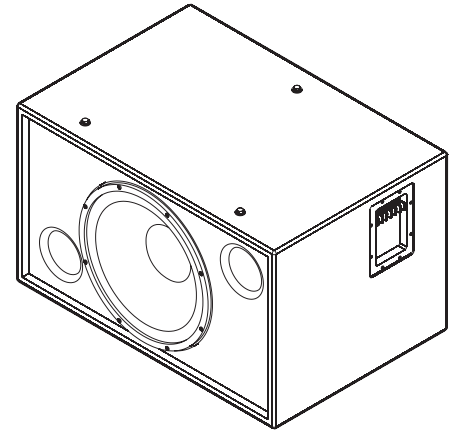
Das Gehäuse ist nicht für Hänge-, Flug- oder Abspannanwendungen vorgesehen. Dieses Gehäuse darf weder aufgehängt noch in Flug- oder Abspannanwendungen eingesetzt werden.

Dieses Produkt kann Schalldruckpegel erzeugen, die permanenten Gehörschaden verursachen können. Den Schalldruckpegel stets auf einen Pegel im Hörbereich einstellen, der keinen Gehörschaden verursacht.

Die Installation von einem lizenzierten Fachtechniker gemäß der Anleitung von QSC Audio Products vornehmen lassen. Nur von QSC Audio Products, Inc. spezifizierte Befestigungskomponenten, Montagezubehör oder Halterungen verwenden. Wartungsarbeiten nur von qualifiziertem Personal ausführen lassen. Wartungsmaßnahmen sind erforderlich, wenn das Produkt auf irgendeine Weise beschädigt wurde.



ACHTUNG! Inspizieren Sie vor dem Aufstellen, Installieren, Verdrahten oder Aufhängen von Lautsprecherprodukten alle Befestigungsteile, Aufhängungen, Gehäuse, Wandler, Halterungen und damit in Verbindung stehende Vorrichtungen auf eventuelle Schäden. Fehlende, korrodierte, verformte oder nicht belastbare Komponenten könnten die Stabilität der Installation, der Aufstellung oder der Gerätekombination deutlich reduzieren. Jeder Zustand dieser Art bewirkt eine erhebliche Verringerung der Sicherheit der Installation und sollte umgehend behoben werden. Verwenden Sie ausschließlich Befestigungsteile, die für die Belastungsbedingungen der Installation zugelassen und für jede potenzielle, unerwartete, kurzfristige Überlastung ausgelegt sind. Die Nennleistung der Befestigungsteile bzw. Ausrüstung darf keinesfalls überschritten werden. In Zweifelsfällen oder bei Fragen zur Installation eines Geräts sollten Sie einen qualifizierten Techniker hinzuziehen.

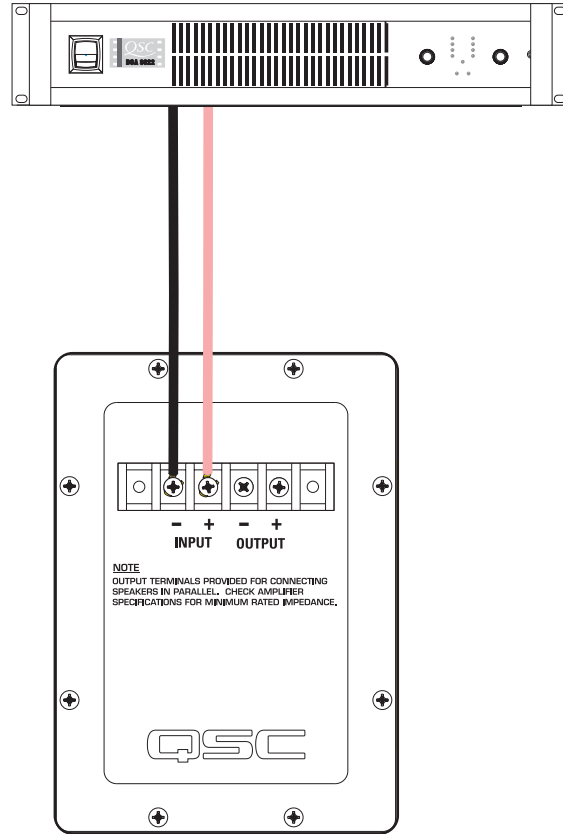


Verbindungen

Normaler Anschluss

Das Modell LF-4115 wird über Barrier-Strip-Schraubklemmen angeschlossen. Die Klemmen können Lautsprecher-Litzendraht bis zu einer Stärke von 10 AWG (5,3 mm²) aufnehmen. Bei der Installation stets den größtmöglichen Leiterquerschnitt und die kürzeste Leiterlänge verwenden. Die Polaritätsmarkierungen beachten und zur Erzielung optimaler Leistung auf eine gleich bleibende Polarität in der gesamten Anlage achten.

Beispiel eines normalen Anschlusses:

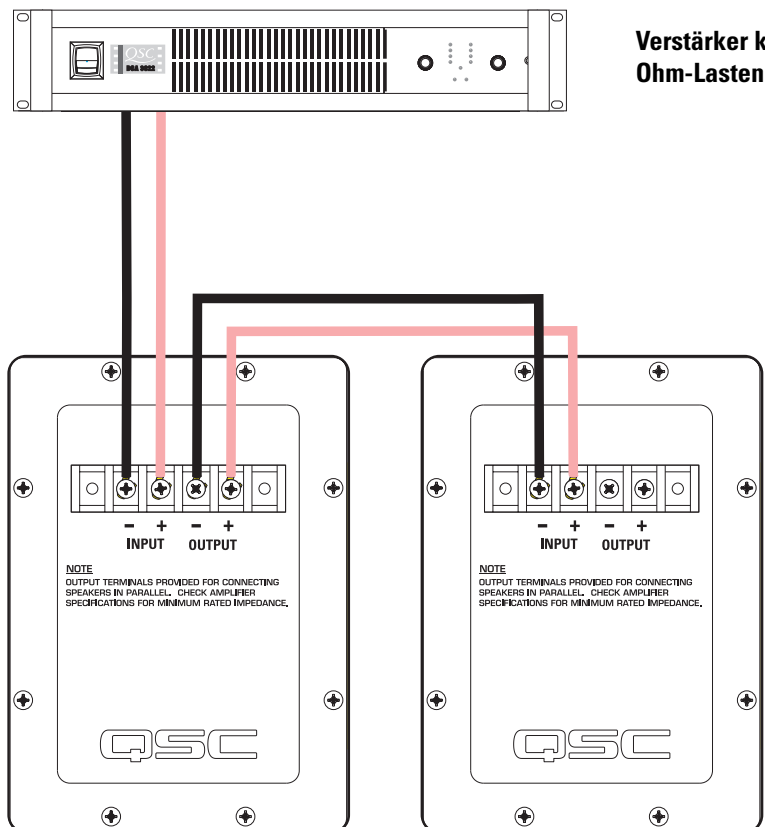


Verstärker kann 4-Ohm-Lasten treiben

Paralleler Anschluss des zweiten LF-4115

Ein weiterer LF-4115 kann über die mit der Bezeichnung **OUTPUT** gekennzeichnete Klemme parallel angeschlossen werden. Die Drähte wie in der rechten Abbildung dargestellt anschließen.

Beispiel eines parallelen Anschlusses:

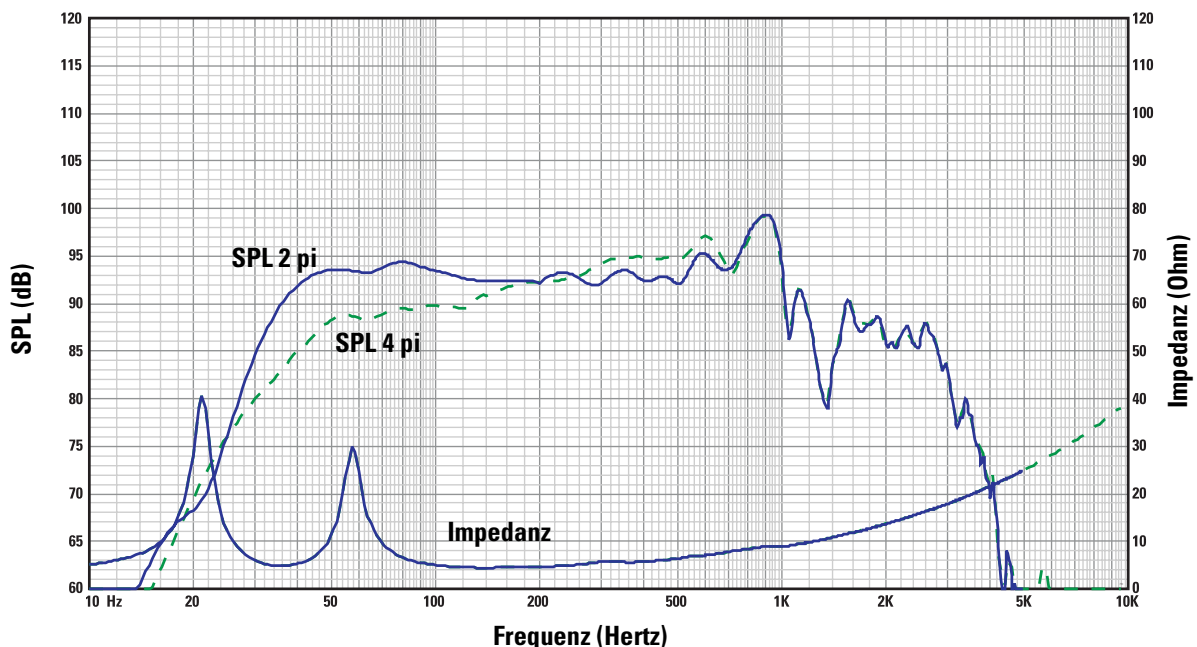


Verstärker kann 2-Ohm-Lasten treiben

LF-4115 - Technische Daten (können jederzeit ohne vorherige Mitteilung geändert werden)

Frequenzbereich:	33 Hz - 1200 Hz (-6 dB) Nutzbereich von 29 - 3000 Hz (-10 dB)
Nominelle Abstrahlung:	100° horizontal x 100° vertikal bei 1.000 Hz
Maximale Ausgabe:	127,0 dB berechneter Spitzen-SPL, 1 m, Halbraum bei effektiver Nennleistung mit Rosa-Rauschen-Eingang-Crestfaktor von 6 dB, 35 - 1.000 Hz 121,0 dB berechneter kontinuierlicher Maximal-SPL, 1 m Schallquellen, die permanenten Gehörschaden verursachen können, werden in der Regel mithilfe der dBA-Skala identifiziert.
Impedanz:	4 Ohm (nominell) 4,3 Ohm min., 160 Hz 40 Ohm max., 22 Hz
Maximale Eingangsleistung:	400 W eff. (8 Stunden bei Rosa-Rauschen mit einem Crestfaktor von 6 dB, 40 - 400 Hz) 600 W eff. (2 Stunden bei Rosa-Rauschen mit einem Crestfaktor von 6 dB, 40 - 400 Hz) Empfohlene Verstärkerleistung: max. 1.100 W eff. über 4 Ohm (je LF-4115)
Empfindlichkeit:	93,5 dB Halbraum, 92,0 dB Vollraum, 35 - 1000 Hz, 1 W, 1 m
Empfohlene Verarbeitung:	Untertonfrequenzfilter unter 30 Hz, >18 dB je Oktave, empfohlene maximale Crossover-Frequenz: 1000 Hz QSC DSP-Konfigurationen können im Internet unter www.qscaudio.com eingesehen werden. Parameter für alternative Verarbeitungshardware sind auf Anfrage erhältlich.
Anschlüsse:	Barrier-Strip-Schraubklemmen für Litzendraht-Querschnitt bis zu 10 AWG (5,3 mm ²). 4 Klemmen: 2 Eingangsklemmen (INPUT) und 2 parallele Ausgangsklemmen (OUTPUT).
Wandler:	15-Zoll- (381-mm-) Hochleistungs-Niederfrequenzwandler mit belüfteter 4-Zoll- (100-mm-) Kupfer-Schwingspule auf Kapton® Schablonen. Für hohe Auslenkung/geringe Verzerrung, äußerst hohe Belastbarkeit und geringe Wärmekomprimierung und Port Compression.
Gehäuse:	Quasi-B4-Ausrichtung, Vollradius-Öffnungen, geringe Luftgeräusche durch symmetrische Öffnungsanordnung, auf 36 Hz abgestimmt, aus Pressspanplatten mittlerer Dichte gefertigt und stabil verstrebt. Vandalismussichere Tieftonlautsprecher-Montagebolzen.
Größe:	762 mm breit x 457 mm hoch x 508 mm tief
Gewicht:	Versandgewicht 44 kg, Nettogewicht 38 kg

SPL und Impedanz im Verh. zur Frequenz



Garantie (nur für die USA; wenden Sie sich zwecks Garantieinformationen für andere Länder an Ihren Händler oder Distributor)

Haftungsausschluss

QSC Audio Products, Inc. ist nicht für Schäden an Verstärkern oder anderen Geräten haftbar, die durch Fahrlässigkeit oder eine unsachgemäße Installation und/oder Verwendung dieses Lautsprecherprodukts verursacht werden.

Beschränkte Dreijahresgarantie durch QSC Audio Products

QSC Audio Products, Inc. („QSC“) gewährleistet, dass seine Produkte für einen Zeitraum von drei (3) Jahren ab dem Kaufdatum keine Material- und/oder Ausführungsfehler aufweisen werden, und QSC verpflichtet sich zum Ersatz defekter Teile und zur Reparatur funktionsgestörter Produkte gemäß dieser Garantie, wenn dieser Fehler bei einer normalen Installation und unter normalen Gebrauchsbedingungen auftritt – vorausgesetzt, dass das Gerät unter Vorauszahlung der Transportkosten und zusammen mit einer Kopie des Kaufnachweises (z.B. der Kaufquittung) an unser Werk zurückgeschickt oder an eine unserer autorisierten Kundendienststellen eingeschickt wird. Diese Garantie setzt voraus, dass die Prüfung des zurückgeschickten Produkts in unserem Ermessen einen Herstellungsdefekt zu erkennen gibt. Diese Garantie erstreckt sich auf keine Produkte, die einer unsachgemäßen oder fahrlässigen Behandlung, Unfällen oder einer unvorschriftsmäßigen Installation unterlagen, oder deren Datumscode entfernt oder unkenntlich gemacht wurde. QSC ist für keine Neben- und/oder Folgeschäden haftbar. Diese Garantie gewährt Ihnen bestimmte Rechte. Diese beschränkte Garantie ist während der Garantiezeit frei übertragbar.

Manche Kunden können je nach Rechtsprechung zusätzliche und andere Rechte besitzen.

Falls dieses Produkt zum Export und Verkauf außerhalb der Vereinigten Staaten oder deren Hoheitsgebieten hergestellt wurde, besitzt diese eingeschränkte Garantie keine Gültigkeit. Die Entfernung der Seriennummer auf diesem Produkt oder der Kauf dieses Produkts von einem nicht autorisierten Händler macht diese beschränkte Garantie unwirksam. Diese Garantie wird gelegentlich aktualisiert. Die jeweils aktuellste Version der Garantieerklärung von QSC finden Sie im Internet unter www.qscaudio.com. Sie erreichen uns telefonisch unter +1 800-854-4079 (gebührenfrei in den USA und Kanada) oder im Internet unter www.qscaudio.com.

Kontaktaufnahme mit QSC Audio Products

Postanschrift: QSC Audio Products, Inc.
1675 MacArthur Boulevard
Costa Mesa, CA 92626-1468 USA

Telefonnummern:

Zentrale: +1 (714) 754-6175

Verkauf und Marketing +1 (714) 957-7100 oder gebührenfrei (nur in den USA) +1 (800) 854-4079

Kundendienst +1 (714) 957-7150 oder gebührenfrei (nur in den USA) +1 (800) 772-2834

Fax-Nummern:

Verkauf und Marketing (Fax) +1 (714) 754-6174

Kundendienst (Fax) +1 (714) 754-6173

Internet:www.qscaudio.com

E-Mail:info@qscaudio.com

service@qscaudio.com



QSC Audio Products, Inc. 1675 MacArthur Boulevard Costa Mesa, California 92626 USA

©2004 „QSC“ und das QSC-Logo sind beim US-Patent- und Markenamt angemeldet.

Kapton® ist eine eingetragene Marke von E.I. du Pont de Nemours and Company.



1675 MacArthur Blvd., Costa Mesa, CA 92626

主要号码 (714) 754-6175 销售和市场部门 (714) 957-7100 或免费电话 (仅限美国)
(800) 854-4079 客服 (714) 957-7150 或免费电话 (仅限美国) (800) 772-2834

影院扬声器系统用户手册

LF-4115 低频扬声器

简介

LF-4115 15" (381 毫米) 的低频机壳专为影院应用设计。LF-4115 和传统“摇滚”低音系统的不同之处在于它可以满足影院对扩展低频响应的要求。根据高频系统的要求, LF-4115 可覆盖 33 赫兹到 1200 赫兹的频率范围。

特别为影院应用设计了定制的 400 瓦, 15" 变频器。它采用 4" (100mm) 音圈, 120 oz. (3.4kg) 陶瓷磁铁和多通风极片 (确保低温运行)。温度低可以增加变频器的寿命, 并且减少高功率下的功率压缩问题。低切极片确保音圈在对称磁隙 (SMG) 中运行, 从而减少了二次谐波失真。变频器的支架和音圈可在高功率下提供低失真和高重低音。

机罩由优质中等密度纤维板制成, 六个面板都有加强支架支持。内部和外部端口开口都经过全辐射处理, 确保气流在较高功率下可以平稳通过端口, 防止了声音端口气流紊乱。

低音端口均匀地分布在变频器两侧, 使通过变频器背表面的内部压力更加一致。这样就防止了圆锥由于力量失衡而被错误地放置在一边或另一边, 从而减少了高功率下将音圈赶出空隙中心的情况。

机罩上部的 3 个 T 形螺母使得安装 QSC 的 HF-75 高频系统或 MH-1063 中高频系统更加容易。



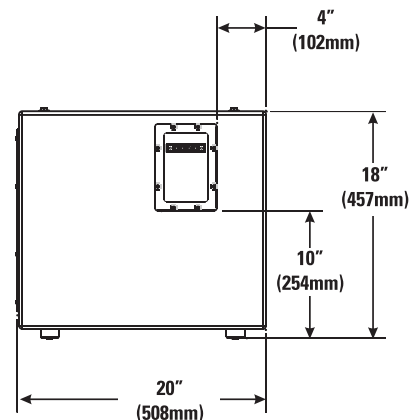
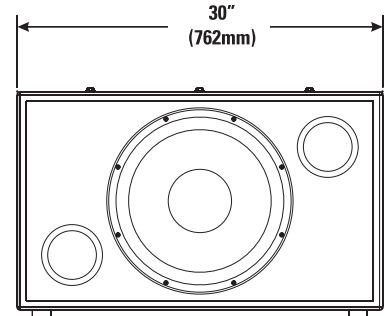
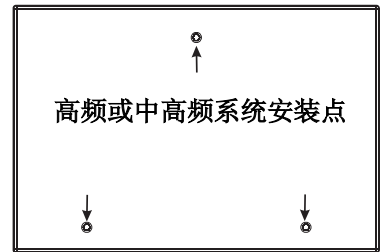
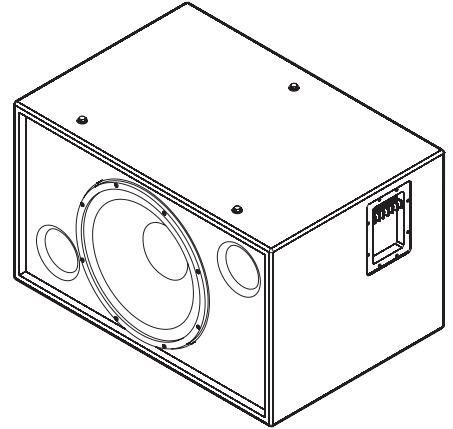
机罩并没有设计成悬挂式、可操纵式、或装配式。请勿对此机罩进行悬挂、操纵或装配。

此产品可产生对人类听觉造成永久损伤的声压强度。请将听音区域内的声压强度总是保持在不会对人的听力造成损伤的水平。

按照 QSC Audio Product 的说明并在授权的专业工程师的指导下安装。仅限使用 QSC Audio Product 公司规定的附件、底座、零件或支架。所有维护请由合格的专业人士进行。设备如果受到损坏, 就需要进行维修。



警告! 放置、安装、装配、或悬挂扬声器产品时, 检查所有硬件、悬架、搁柜、变频器、支架和相关设备有无损坏。任何额定部件的缺失、腐蚀、变形或未装载都可能大大降低安装、放置或排列的强度。出现任何严重降低安装安全度的情况应立即更正。仅限使用额定安装的硬件及任何可能的短期突发超载。切勿超过硬件或设备的额定标准。如有任何关于物理设备安装的疑问或问题, 请咨询获得许可的专业工程师。

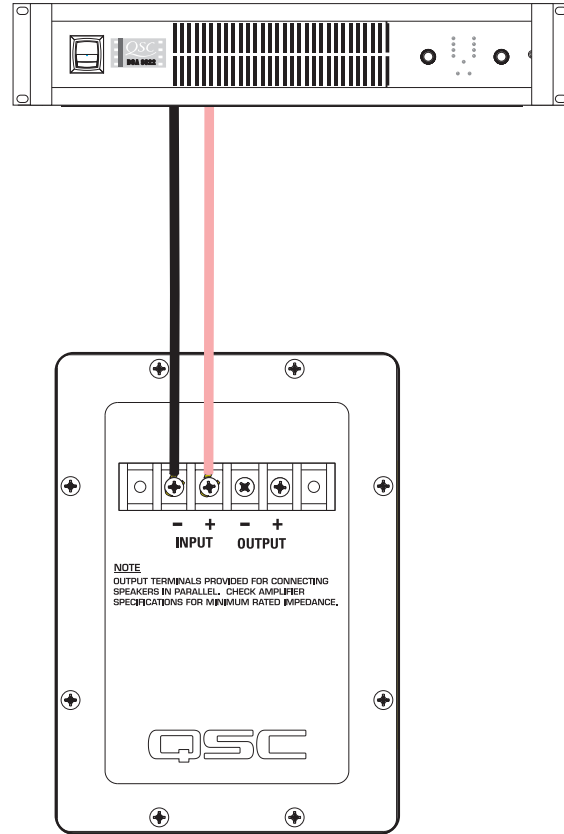


连接

正常连接

LF-4115 具有用于连接的阻挡带螺旋式终端。此终端接受高达 #10 AWG (5.3mm²) 的绞合式扬声器电线。对于特定的安装，尽可能使用最大电线尺寸和最短电线长度。观察极性标志，确保整个系统极性一致，以便获得最佳表现。

正常连接样例

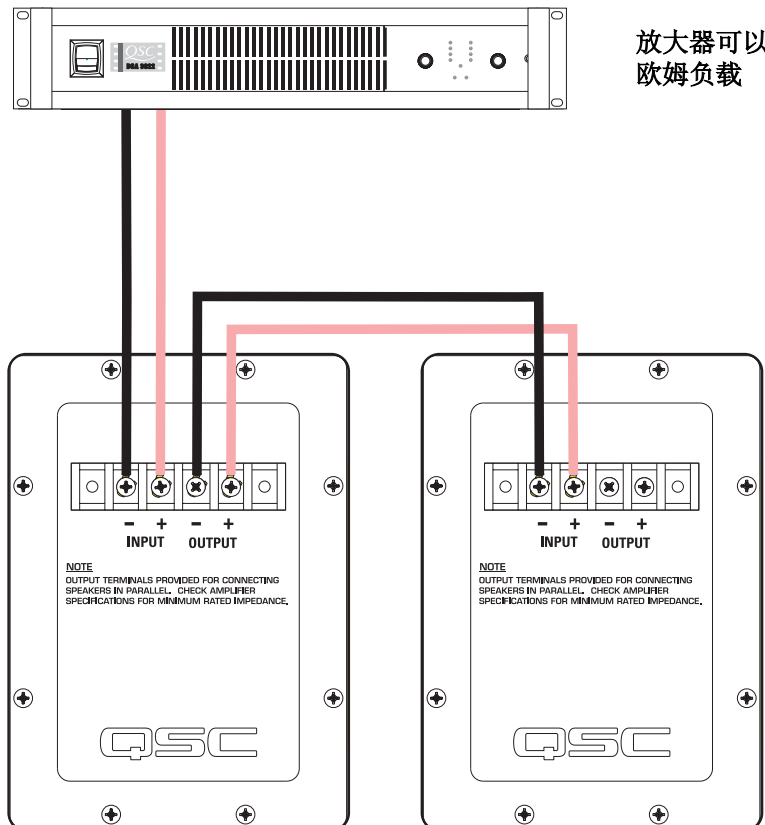


放大器可以带动 4 欧姆负载

第二个 LF-4115 并联

标有 OUTPUT 的终端可用于并联另一个 LF-4115。按照右图所示连接线路。

并联样例

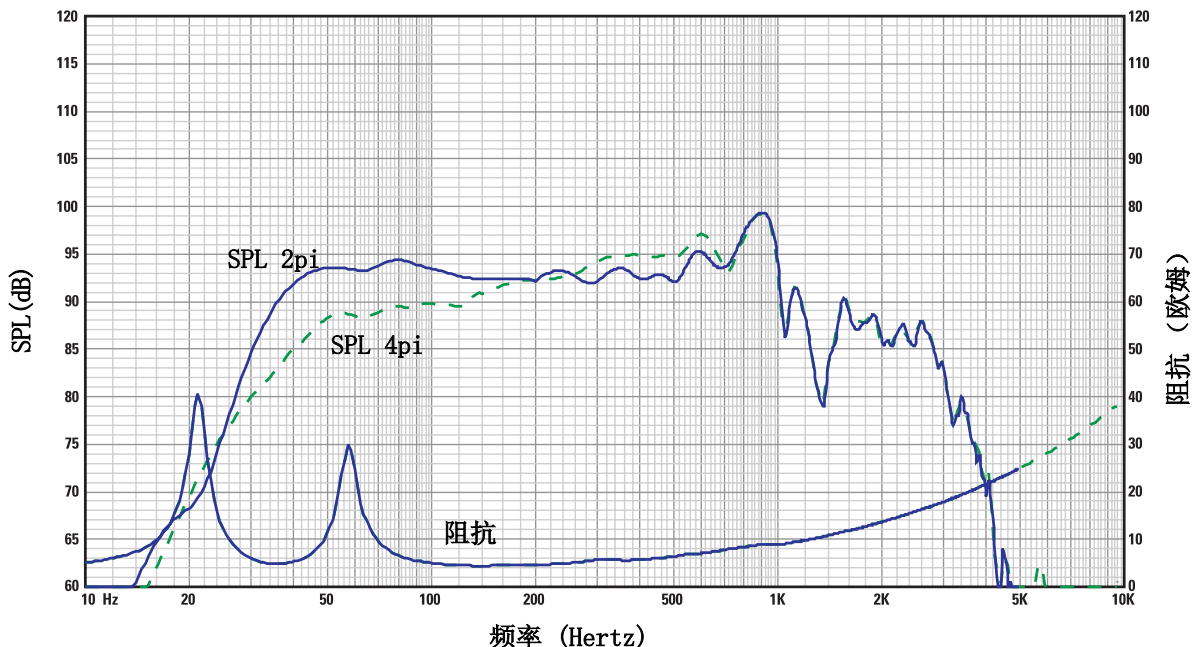


放大器可以带动 2 欧姆负载

LF-4115 产品规格 (如有改变恕不另行通告)

频率范围:	33 - 1200 赫兹 (-6dB) 29 - 3000 赫兹可用范围 (-10dB)
标称覆盖范围:	1000 赫兹时 100° 水平 X 100° 垂直
最大输出:	127.0 dB SPL 计算峰值, 1 米, 半间距, 在额定 rms 功率带 6 dB 振幅因子粉红噪音输入, 35 - 1000 赫兹。 121.0dBA SPL 计算最大连续, 1 米。通常使用 dBA 尺以确定会造成永久听力损失的声源。
阻抗:	标称 4 欧姆 最小 4.3 欧姆, 160 赫兹 最大 40 欧姆, 22 赫兹
最大输入功率:	400 瓦 rms (6 dB 振幅因子粉红噪音 8 小时, 40 - 400 赫兹) 600 瓦 rms (6 dB 振幅因子粉红噪音 2 小时, 40 - 400 赫兹) 推荐放大器功率 - 1100 瓦 rms 最大到 4 欧姆 (每 LF-4115)
灵敏度:	93.5dB 半间距, 92.0dB 全间距, 35 - 1000 赫兹, 1 瓦, 1 米
推荐处理:	次音速过滤低于 30 赫兹, 每八度音程大于 18 dB 最大推荐分频频率为 1000 赫兹。从 www.qscaudio.com 网站可获得 QSC DSP 的配置情况。如有要求即可获得替换处理硬件的参数。
连接器:	阻挡带螺旋式终端接受高达 #10 AWG (5.3mm ²) 绞合式布线。四个终端 (两个 INPUT 和两个并行 OUTPUT)。
变频器:	15" (381 毫米) 高效低频变频器通风式 4" (100 毫米) Kapton? 线圈架上的铜音圈。高偏移 / 低失真设计, 带超高功率处理, 以及低温和端口压缩。
机罩:	类似的 B4 对齐, 端口机罩带全喇叭形端口, 低紊乱对称端口设计, 调整为 36 赫兹, 由中密度纤维板和重型支撑构成。具有防破坏低音喇叭安装螺丝的特点。
尺寸:	30" (宽) X 18" (高) X 20" (深) (762mm X 457mm X 508mm)
重量:	96 lbs. 运输, 83 lbs. 净重 (44/38 kg.)

SPL 和阻抗 vs. 频率



保修（仅限美国；其它国家，请联系您的经销商或分销商）

声明

QSC Audio Products, Inc. 不承担因疏忽、或不当安装和 / 或不当使用本放大器产品而对扬声器或任何其它设备造成损坏的任何责任。

QSC Audio Products 3 年有限质保协议。

QSC Audio Products, Inc. (QSC) 担保其产品自销售日起三年内不会发生材料或制造工艺缺陷, 若在正常安装和使用条件下发生的损坏, QSC 将按照本质保协议更换有缺陷的零件和维修故障产品 - 但您要将本产品送回我们的工厂或任一授权维修点, 预付运送费用并附带一份购买证明即销售收据影印本。此质保协议规定, 退回的产品检查必须标明经我们判断的制造缺陷。本质保不适用于任何因误用、疏忽、意外事故、不正确地安装, 或日期编码被去掉或破损的产品。QSC 不对意外和 / 或间接发生的损害承担责任。此质保赋予您特定的法律权力。此有限质保在保证期内可自由转让。

在不同的州, 顾客可能会有额外的权利。

此质保协议不适用于为出口或不在美国销售而生产的产品。产品上缺少序列号, 或者从非授权销售商处购买此产品, 将失去此有限质保协议。此质保协议定期更新。请浏览: www.qscaudio.com, 获得最新版本的 QSC 质保协议声明, 联系我们: 800-854-4079, 或访问我们的网站: www.qscaudio.com。

联系 QSC Audio Products

通信地址 :QSC Audio Products, Inc.
1675 MacArthur Boulevard
Costa Mesa, California 92626-1468 USA

电话:

主要号码 (714) 754-6175

销售和市场部门 (714) 957-7100 或免费电话 (仅限美国) (800) 854-4079

客服 (714) 957-7150 或免费电话 (仅限美国) (800) 772-2834

传真:

销售与市场部门传真 (714) 754-6174

客服传真 (714) 754-6173

网址 www.qscaudio.com

E-mail: info@qscaudio.com

service@qscaudio.com



QSC Audio Products, Inc. 1675 MacArthur Boulevard Costa Mesa, California 92626 USA

©2004 “QSC” 以及 QSC 的标志在美国专利和商标局注册。

Kapton® 为 E. I. du Pont de Nemours and Company 的注册商标。