



## AcousticDesign™ Series AD-S.SUB

6.5-inch dual voice coil, small  
format surface subwoofer

### Features

- Consistent tonal characteristics across the entire AcousticDesign Series for surface, ceiling, and pendant applications
- Refined depth and clarity even at low volume settings
- Mix-and-match capable, any subwoofer with any satellite in the AD Series SUB/SAT line
- Dual voice-coil for improved thermal dissipation and higher output
- Low-saturation and low-loss 70 / 100 V transformers in mono mode
- Low-Z mono or stereo configurable
- 4x built-in high-pass filtered outputs
- Locking 4-pole Euroblock connectors
- Reversible rear panel cover
- Simple configuration for fast and reliable deployment
- Reversible V-wall mount hardware
- Intrinsic Correction™ voicings available via MP-M Series mixers and the Q-SYS Platform, including CXD-Q Series amplifiers
- Available in black (RAL 9011) or white (RAL 9010)
- Complete EASE, CF2, CAD, & BIM information available online



AD-S.SUB



### Background Music Applications · Retail · Restaurants Coffee Shops · Fine Dining · Hospitality · Commercial Spaces

The QSC AD-S.SUB is part of the AcousticDesign™ Series SUB/SAT loudspeaker line which are ideally suited for background music applications that require refined depth and clarity even at lower volume settings.

The AcousticDesign Series offers integrators a premium quality installed sound solution where performance, consistent coverage, and aesthetics are paramount. Specifically designed to maintain a consistent tonal characteristic across the entire family in ceiling, surface, and pendant enclosures, the AcousticDesign Series allows integrators seamless transitions within blended installations.

The AcousticDesign Series SUB/SAT loudspeakers have been specifically designed to be mix-and-match capable. Any combination of satellites may be paired with any subwoofer in the SUB/SAT line.

The AD-S.SUB features a high quality 6.5-inch weather treated paper cone woofer on a dual voice-coil for improved thermal dissipation and higher output within a small form factor.

The accurate frequency response of the AD-S.SUB is maintained even in 70 / 100 V applications by use of a low-loss, low-saturation 100 W transformer with selectable taps, including 4 Ω bypass in mono mode.

The AD-S.SUB includes built-in high-pass filtered outputs for connecting up to four AcousticDesign Series satellite loudspeakers. This feature greatly reduces system setup, amplifier channel count, and allows for ease of wiring.

The inputs and outputs are located behind a reversible rear panel. The input panel features convenient cable tie anchor points to dress the installation. All in-thru and outputs are terminated to locking 4-pole Euroblock style connectors capable of 12AWG (2 mm) wire thickness.

Configuring the AD-S.SUB for operation is made simple by clearly defined rotary selectors and isolated inputs allowing for faster and more reliable setup.

The two-piece mounting system is a slip locking V design with minimal wall protrusion and has a set screw to lock in place. The wall mounting hardware is also reversible allowing the port tubes to be oriented in the desired direction.

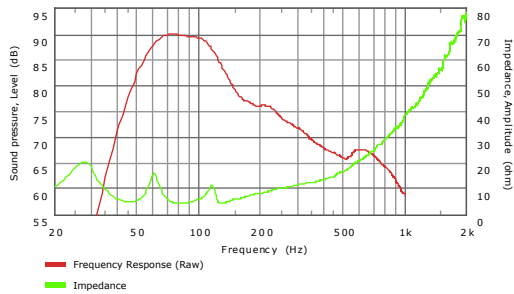
Intrinsic Correction™ voicings that optimize performance and speed the install process are easily deployed via the MP-M Series music and paging mixers as well as the Q-SYS Platforms, including CXD-Q Series amplifiers, as part of a complete QSC systems solution.

The AD-S.SUB is available in QSC standard black (RAL 9011) or white (RAL 9010).

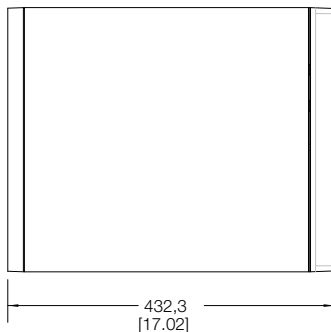
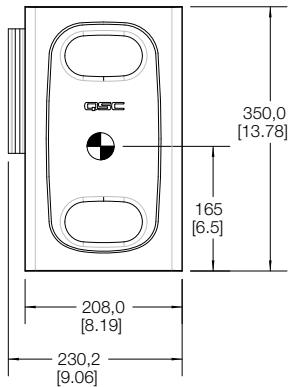
For your system integration needs, complete EASE, CF2, CAD, and BIM files will be available for download at QSC.com.

# AD-S.SUB Details

## Sound pressure, Level



## Dimensions



## Specifications

System Details	AD-S.SUB
LF transducer	6.5 in (165 mm) dual voice coil weather treated paper cone woofer
HF transducer	N/A
Effective frequency range <sup>1,2,3</sup>	45 Hz – 150 Hz
Rated noise power / voltage <sup>6</sup>	100 W / 20 V (rms)
Sensitivity [dB] (rated @1 W, 1 m) <sup>4</sup>	86
Coverage (-6 dB)	Omni
Directivity index [dB] <sup>7,2</sup>	2
Directivity factor <sup>7,2</sup>	1.58
Maximum SPL [dB] (continuous / program / peak) <sup>6</sup>	105 / 108 / 111
Recommended amplifier	100 W
Transformer taps / impedance	70 V: 100, 50, 25, 12.5 W (mono only) 100 V: 100, 50, 25 W (mono only) Bypass: 4 Ω mono or 8 Ω + 8 Ω stereo
Connectors	Hi-Z mono input: 4-pole Euroblock with thru output Low-Z input: 4-pole Euroblock, left (mono) and right Hi-pass output: x2 4-Pole Euroblock for x4 satellites
Enclosure material	Vinyl wrapped medium density fiberboard
Port baffle / cover panel	ABS
Ingress protection	NA
Operating environment	Designed for indoor use
Operating temperature range	-4 to 122° F (-20 to 50° C)
Net weight	23.6 lb (10.7 kg)
Product dimensions (H x W x D)	13.8 x 8.2 x 17 in (350 x 209 x 432 mm)
Shipping weight	13.94 / (30.73 kg)
Shipping dimensions (H x W x D)	535 x 315 x 473
Included accessories	V-wall bracket, 4x Euroblock connector, rear cover panel, adhesive rubber feet
Safety agency	Transformer UL registered per UL1876, ROHS, CE compliant

As part of QSC's ongoing commitment to product development, specifications are subject to change without notice.

## Footnotes:

- 1) -10 dB from rated sensitivity
- 2) Reference plane is the plane coincident with the loudspeaker baffle plane. Reference axis is the axis perpendicular to the reference plane and passing through the center of the baffle. Vertical plane is the plane intersecting the reference plane at a right angle, including the reference axis and the taps selector knob. Horizontal plane is the plane intersecting the reference plane and the vertical plane at a right angle, including the reference axis.
- 3) Anechoic chamber, half-space (rear panel on baffle), 4V, 1m
- 4) Calculated from Thiele-Small parameters @ 2V, 1m.
- 5) IEC, 2hrs, 16 ohm nominal, rated noise power (W), rated noise voltage (Vrms)
- 6) Calculated from max input power and sensitivity.
- 7) 50 Hz to 200 Hz

