



AcousticDesign™ Series AD-C10T-HPZB

KEY FEATURES

- Zero bezel design for the needs of modern applications
- Consistent tonal characteristics across the entire AcousticDesign Series for surface, ceiling, and pendant applications
- DMT (Directivity Matched Transition™) waveguide ensures smooth, uniform frequency response over the coverage area
- Snap-fit magnetic grille
- 3x double stepped, long travel dog-ear blind mount system
- Intrinsic Correction™ voicings available via the Q-SYS Platform including CX-Q amplifiers
- Blemish-free removable logo
- Removable conduit cover plate, also available as accessory for pre-install wiring
- UL1480 and UL2043 certified
- Available in white (RAL 9003), with black grille accessory sold separately.
- Complete EASE, CF2, CAD, & BIM information available online



AcousticDesign™ Series AD-C10T-HPZB

10" zero bezel ceiling mount loudspeaker

The Q-SYS AD-C10T-HPZB is a 10-in high-performance, two-way full-range ceiling-mount loudspeaker with a coaxial compression driver that expands the Q-SYS portfolio to enable a broad range of high-fidelity applications across hospitality, entertainment and beyond. AcousticDesign Series loudspeakers are designed with consistent tonal characteristics, allowing you to design to the needs of each unique space. Additionally, these ceiling loudspeakers feature a bezel-less, blind-mount design to meet modern architectural needs.

THE RIGHT CHOICE FOR ANY SPACE

Design to the needs of any space with the comprehensive AD Series loudspeaker portfolio. Our large-format ceiling loudspeakers combine a bezel-less, blind-mount design to deliver modern aesthetics and premium sonic performance for any installation type.

MIX & MATCH INSTALLATION

AcousticDesign™ Series loudspeakers are specifically designed to maintain a consistent tonal characteristic across the entire family of ceiling, pendant and surface-mount form factors. This enables seamless audio transitions across zones to ensure an uninterrupted audio experience.

THE POWER OF Q-SYS

Deploying as part of the Q-SYS Platform provides access to Intrinsic Correction™ voicings that optimize performance and expedite the install process when deployed with Q-SYS network amplifiers.



AD-C10T-HPZB

LF transducer	10 in (254 mm), 2.0 in. (50.8 mm) voice coil, ferrite
HF transducer	Coaxial compression driver 1.5 in (38.1 mm) voice coil
Enclosure configuration	Two-way, ceiling loudspeaker, Sealed
Coverage	90° conical DMT
System bandwidth¹	-3 dB: 86 Hz - 20 kHz -6dB: 76 Hz-20 kHz -10 dB: 68 Hz-20 kHz
Sensitivity²	92.5 dB @ 1 W/ 1 m
Maximum SPL (continuous)³	116 dB
Maximum SPL (peak)⁴	128 dB
Maximum SPL (calculated)⁵	122 dB
Power rating⁶	Continuous power 250 W @ 8Ω, rated Power 500 W
Bypass impedance	8 Ω
Minimum impedance	6.9 Ω @ 20 hz
Transformer taps (70v/100v)	25 W, 50 W, 100 W, 200 W / 50 W, 100 W, 200 W
Enclosure material	ABS baffle on powder coated steel backcan
Enclosure color	Black back-can, white grille (RAL 9010)
Connectors	4-pin 0.2 in. (5 mm) Euroblock connector with parallel output
Dimensions (H x W x D)	13.5 x 13.5 x 13.75 in (342.9 x 342.9 x 349.25 mm)
Cutout dimension	305 mm
Shipping dimensions (H x W x D)	19.5 x 17.5 x 32 in (495.3 x 444.5 x 812.8 mm), pair packed
Weight	23 lb (10.5 kg)
Shipping weight	68.1 lb (30.9 kg)
Included accessories	Tile rails & screws, tile rings, cardboard cutout templates, wire connector, white grille
Optional accessories	AD-MR8 (pre-install mud ring), AD-C245BG-BK black grille
Ingress agency	IP-44
Safety agency	UL1480A, UL2043, NFPA 90A, NFPA70 suitable for use in air handling spaces. ROHS, CE compliant. Baffle meets UL94-V0 flammability rating; in accordance with IEC60849 / EN60849 systems.

¹IEC268 noise with Q-SYS amplifier limiters

1. Default voicing, No sub High Pass, Smoothed

2. 1 W/1 m, Averaged on 200-10 kHz (System), 200-2 kHz (LF) or 1k-10 kHz(HF)

3. Used for simulation. Measured 1m on-axis in free space after 1mn. Pink noise 12 dB crest Factor into RMS protection, Z weight, RMS value

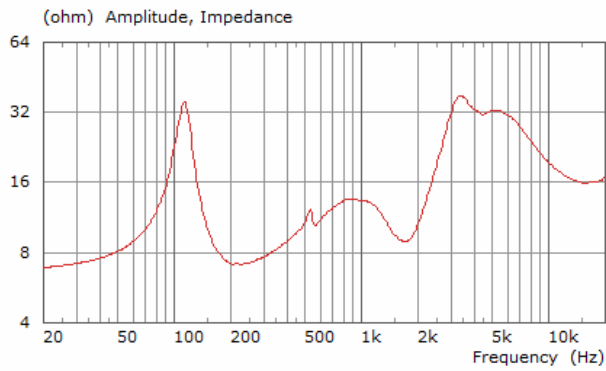
4. Same as Continuous SPL +12 dB CF

5. Provided for reference with former specs, Calculated from continuous noise power and sensitivity +6dB, default horn

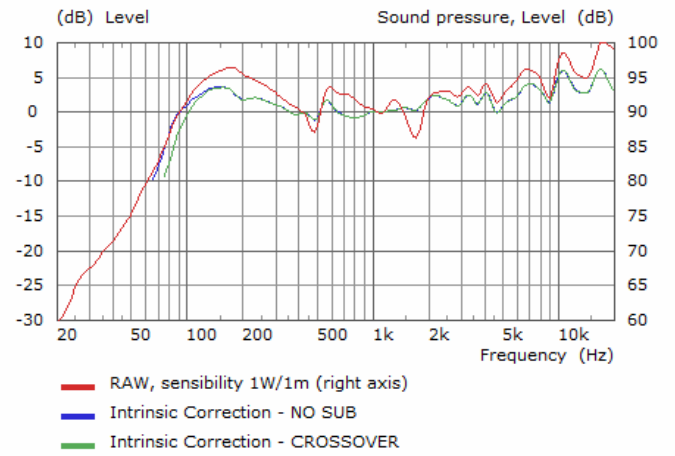
6. Max voltage during 2 h without transducer permanent damage. Protection voltage may be lower.

AD-C10T-HPZB

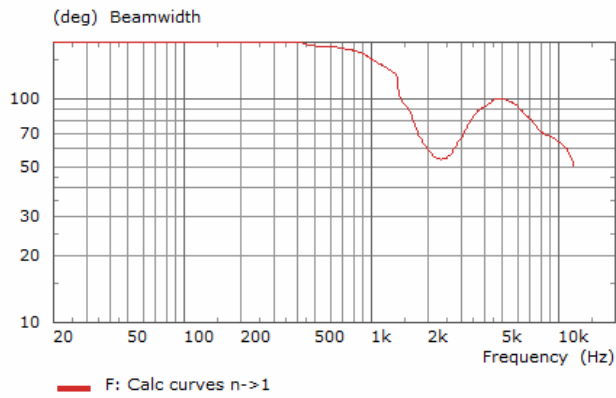
Impedance:



Frequency Response:



Beamwidth:



As part of Q-SYS's ongoing commitment to product development, specifications are subject to change without notice.

AD-C10T-HPZB

