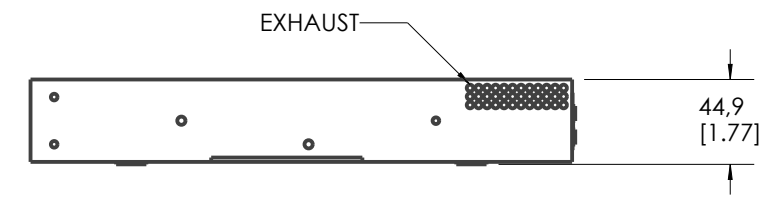
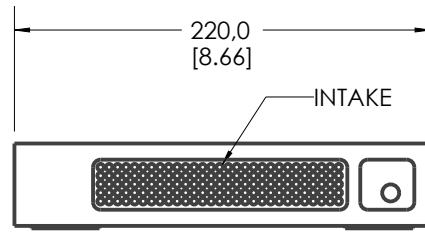
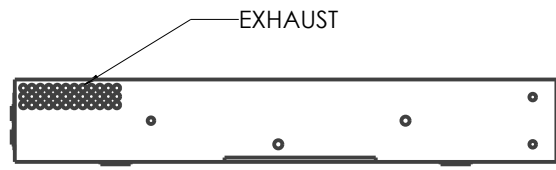
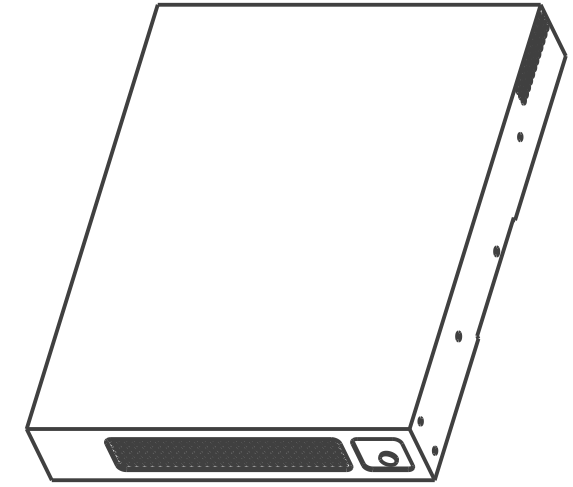


THIS DOCUMENT CONTAINS CONFIDENTIAL OR PROPRIETARY INFORMATION WHICH IS THE PROPERTY OF QSC, LLC, THAT MAY NOT BE DISCLOSED, REPRODUCED OR USED WITHOUT EXPRESS WRITTEN CONSENT FROM QSC, LLC. NO PORTION OF THIS DOCUMENT MAY BE REPRODUCED, REDISTRIBUTED, OR OTHERWISE DISCLOSED TO ANY THIRD PARTY WITHOUT QSC'S WRITTEN PERMISSION.

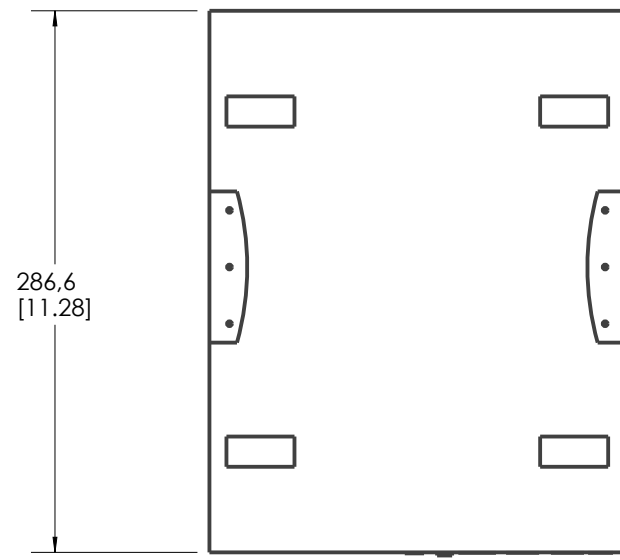
REVISION			
REV	DESCRIPTION	BY	DATE
A	INITIAL RELEASE	SS	5-OCT-20

NOTES: UNLESS OTHERWISE SPECIFIED

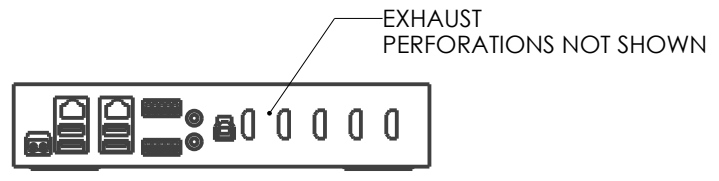
- NET WEIGHT WITH HARDWARE SHOWN APPROXIMATELY 1.9 KG. [4.2 LBS.].
- PARTS ARE SYMMETRICAL ABOUT CENTER LINES UNLESS OTHERWISE NOTED.



FRONT VIEW



BOTTOM VIEW



REAR VIEW

UNLESS OTHERWISE SPECIFIED DIMENSIONS ARE IN MM [IN]		CAD GENERATED DRAWING DO NOT MANUALLY UPDATE		QSC, LLC 1675 MACARTHUR BOULEVARD COSTA MESA, CA 92626 USA	
TOLERANCES ARE:		APPROVALS		<b>VIDEO, NV-32-H (CORE CAPABLE),          NETWORK VIDEO ENDPOINT          FREE-STANDING</b>	
DECIMALS	ANGLES	DRAWN BY		SIZE	REV
.X ± 3.0 [1.2]	±1°	S. STASIAK		B	A
.XX ±		MECH ENGINEER		CAGE CODE	DWG. NO.
		T. GOSSARD		00PW4	FG-901482-2D-E
MATERIAL		TECH DIRECTOR		SCALE: 1:4	CAD FILE: FG-901482-2D-E.A.1
FINISH		L. MERCUS		SHEET: 1 OF 1	
DO NOT SCALE DRAWING		MFG ENGINEER			
PROJECTION SYMBOL		R. DELAGARZA			